

Visualization

FactoryTalk View ME and
PanelView Plus Programming



Course Number

CCV204-A

Course Purpose

After completing this course, given a computer with FactoryTalk® View Machine Edition (ME) software and a PanelView™ Plus 7 terminal, you should be able to produce an operational application running on the terminal.

During class, you will practice the following hands-on skills:

- Prepare a PanelView Plus 7 terminal for operation
- Create a new application and run it on a terminal
- Create, configure, and animate graphic objects on graphic displays
- Configure security for granting/restricting access to certain graphic displays or for rights to perform certain actions
- Create and configure messages and alarms for alerting operators to changes in a process

COURSE AGENDA

DAY 1

- Configuring a PanelView Plus 7 Terminal
- Creating and Customizing a FactoryTalk View ME Application
- Configuring RSLinx® Enterprise Communications
- Configuring FactoryTalk Security
- Creating and Modifying Tags
- Adding and Configuring FactoryTalk View ME Graphic Displays

DAY 2

- Creating and Manipulating Graphic Objects
- Creating and Configuring Interactive Controls
- Configuring Security for FactoryTalk View ME Displays
- Creating and Managing FactoryTalk View ME Runtime Files
- Configuring Basic Animation for FactoryTalk View ME Objects

DAY 3

- Creating and Configuring Alarms
- Creating and Configuring Macros
- Configuring Recipes with the RecipePlus System
- Configuring Language Switching
- Creating Data Logs and Trends

DAY 4

- Creating Tag Placeholders and Parameter Files
- Creating and Configuring Information Messages
- Adding Global Objects to a FactoryTalk View ME Application
- Inserting Faceplates in a FactoryTalk View ME Application

WHO SHOULD ATTEND

Individuals who need to create FactoryTalk ME applications for use on a PanelView Plus terminal should attend this course.

PREREQUISITES

To successfully complete this course, the following prerequisites are required:

Completion of the *Studio 5000 Logix Designer Level 1: ControlLogix System Fundamentals* (Course Number CCP146) or basic experience with ControlLogix® tags and architecture.

STUDENT MATERIALS

To enhance and facilitate the students' learning experiences, the following materials are provided as part of the course package:

- Student Manual
 - Includes the key concepts, definitions, examples, and activities presented in this course
- Lab Book
 - Provides learning activities and hands-on practice. Solutions are included after each exercise for immediate feedback
- FactoryTalk View ME and PanelView Plus Procedures Guide:
 - Provides the steps required to complete the tasks in the exercises

HANDS-ON PRACTICE

Throughout this course, you will have the opportunity to practice the skills you have learned through a variety of hands-on exercises using a CompactLogix™ and PanelView Plus 7 workstation (Catalog Number ABT-TDCMPX-PVP7). Exercises focus on the skills introduced in each lesson.

NEXT LEARNING LEVEL

The skills covered in this course can help you prepare for other visualization training courses. One such course is *FactoryTalk View SE Programming* (Course Number CCV207), which focuses on creating distributed, plant-wide applications.

COURSE LENGTH





This is a four-day course.

TO REGISTER

To register for this or any other Rockwell Automation training course, contact your local authorized Allen-Bradley® Distributor or your local Sales/Support office for a complete listing of courses, descriptions, prices, and schedules.

You can also access course information via the Web at <http://www.rockwellautomation.com/training>

To be respectful of the environment, Rockwell Automation is transitioning some of its training courses to a paperless format. Students are asked to complete downloads and bring personal devices to these classes. A full list of digital/paperless courses is currently available through your local distributor.

Connect with us.    

rockwellautomation.com — expanding **human possibility™**

AMERICAS: Rockwell Automation, 1201 South Second Street, Milwaukee, WI 53204-2496 USA, Tel: (1) 414.382.2000, Fax: (1) 414.382.4444

EUROPE/MIDDLE EAST/AFRICA: Rockwell Automation NV, Pegasus Park, De Kleetlaan 12a, 1831 Diegem, Belgium, Tel: (32) 2 663 0600, Fax: (32) 2 663 0640

ASIA PACIFIC: Rockwell Automation, Level 14, Core F, Cyberport 3, 100 Cyberport Road, Hong Kong, Tel: (852) 2887 4788, Fax: (852) 2508 1846

Allen-Bradley, CompactLogix, ControlLogix, FactoryTalk, PanelView and RSLinx are trademarks of Rockwell Automation, Inc.
Trademarks not belonging to Rockwell Automation are property of their respective companies.

Publication GMST-PP718E-EN-P – January 2020 | Supersedes Publication GMST-PP718D-EN-P – December 2018

Copyright © 2020 Rockwell Automation, Inc. All Rights Reserved. Printed in USA.