



# PERFORMANCE That Matches Your Own

**BMP<sup>®</sup>61 Label Printer**

[BradyID.com/bmp61](http://BradyID.com/bmp61)

# PERFORMANCE That Matches Your Own

**Your trusted identification companion  
all day, every day, for years to come**

Brady's BMP®61 label printer is designed for quick and efficient identification of wires, cables and components. With high performance materials that can handle the toughest industrial identification applications, this printer is your rugged and reliable partner in the field and dependable workhorse in the shop. It features multiple user interfaces, touch screen capabilities and a variety of ways to connect, manage and save your data.

With the BMP®61 printer in hand, you're ready to tackle identification tasks and finish those tasks flawlessly.

## Table of Contents

<b>Printer Overview .....</b>	<b>3</b>
<b>Print Materials</b>	
Wire & Cable Materials.....	6
Terminal Block / Patch Panel Materials .....	15
Raised Panel Materials.....	16
Asset Tracking Materials .....	17
Circuit Board Materials.....	20
General ID Materials .....	22
Tamper Indicating Materials.....	23
<b>Print Ribbons .....</b>	<b>24</b>
<b>Printer, Accessories and Software .....</b>	<b>26</b>
<b>Printer Specs.....</b>	<b>27</b>



# BMP®61

## LABEL PRINTER

### Simplicity & Efficiency

- **Simple user interface** with easy menu, cursor and label navigation
- **Large, color touch-screen display** to see exactly what the label is going to look like before it's printed
- **Automatic label formatting** with smart-cell technology
- **Easy material loading** with wide cover opening and large material bay
- **Intuitive typing** with QWERTY style keypad and effectively sized and spaced keys to reduce typing errors

### Versatility

- **Variety of application options**, including PermaSleeve® wire marking sleeves, self-laminating labels, voice & datacomm ID, safety labels, general ID and more
- **Die-cut, continuous & custom label supplies** up to 2" wide (51mm) and designed for high-performance
- **Crisp, clear labels** in small fonts to fit on your smallest wires and product ID materials, thanks to a 300 dpi print head
- **Data connectivity** with a USB 2.0 port (Type A and B) and a USB flash drive users can import and export label files, lists and graphics

### Reliability

- **Industrial, rugged design** with rubber bumpers and tested to survive a four-foot drop
- **Power options** include either a rechargeable NIMH battery or AC power to keep you printing wherever you go
- **2-year warranty** to ensure your printer is kept in top working condition
- **Utility strap** for improved storage and handling



# Key Printer Features At A Glance

Die-Cut, Continuous & Custom Label Supplies Up to 2" (51mm)

Crisp Print with 300 dpi Printhead

Easy Material Loading with Bulk Size Roll Option

Automatic Label Formatting with Smart-Cell Technology

Large Color Touch-Screen Display

USB 2.0 Ports (Type A & B);  
USB Flash Drive Support;  
Optional WiFi

Label Grabber Holds Label After Cutting

BRADY 360  
**2** YEAR  
WARRANTY

QWERTY Style Keypad

Rechargeable NIHM Battery  
or AC Power (included)

Utility Strap for Easy Storage & Handling

Industrial, Drop Tested Rugged Design






## Easy-to-Load Consumables

The BMP®61 label printer provides easy material loading and an improved, wider and more open loading bay and door. The upgraded core design provides quick pop-in-and-out capabilities and prevents the material from rolling off the table surface and telescoping during change-overs.




## Smart-Cell Technology

With smart-cell technology built into rolls and ribbons, the printer is able to automatically format the objects on your label so that there is no guess work on your part. If materials are not compatible, the screen will show an error.



### Cartridge Compatibility

The BMP®61 label printer is designed to use most of the same material parts as the TLS2200 label printer.



## Application Versatility




**Self-Laminating Labels**



**Inside Panel Component Labels**



**Wrap-A-Round Wire Labels**



**Terminal Block Labels**



**Cable Tags**



**Cable Flags**



**Heat Shrink Wire Markers**



**Patch Panel Labels**



**Fiber Optic Cable Markers**



**Asset Tracking Labels**



**Equipment Labels**



**Safety Labels**

# Wire & Cable Materials

## Self-Laminating Vinyl Wire & Cable Markers (B-427)

Feature a clear, non printable area that wraps around wires and cables to serve as an overlamine. Protected print area offers superior resistance to abrasion, solvents, oil, grease, dirt and water. These markers are designed to adhere to the highly curved surfaces of wires and cables.

- **B-427 Self-Laminating Vinyl Material** - Resistant to abrasion, solvents, oil, grease, dirt and water. Temp range -40°F to 158°F (-40°C to 70°C), UL recognized.

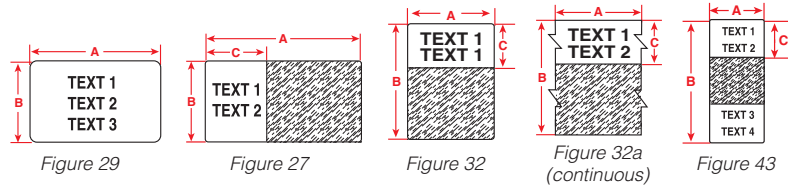


Diagram	Catalog #	B#	Color	Label Width A Inch (mm)	Label Height B Inch (mm)	Printable Area Width Inch (mm)	Printable Area Height Inch (mm)	Labels/ Roll	Rec. Ribbon Series
<b>B-427 Self-Laminating Vinyl</b>									
Fig. 29	PTL-105-427-AW	B-427	White	1.100 (27.9)	0.250 (6.4)	1.100 (27.9)	0.250 (6.4)	750	R4300, R6200
Fig. 27	PTL-74-427	B-427	White	2.200 (55.88)	0.500 (12.7)	0.750 (19.1)	0.500 (12.7)	100	R4300, R6200
Fig. 32	PTL-10-427	B-427	White	0.250 (6.35)	0.750 (19.1)	0.250 (6.35)	0.375 (9.5)	750	R4300, R6200
Fig. 32	PTL-11-427	B-427	White	0.500 (12.7)	0.750 (19.1)	0.500 (12.7)	0.375 (9.5)	500	R4300, R6200
Fig. 32	PTL-96-427	B-427	White	1.000 (25.4)	0.750 (19.1)	1.000 (25.4)	0.375 (9.5)	250	R4300, R6200
Fig. 29	PTL-30-427-AW	B-427	White	1.500 (38.1)	0.750 (19.1)	1.500 (38.1)	0.750 (19.1)	250	R4300, R6200
Fig. 32	PTL-17-427	B-427	White	0.500 (12.7)	1.000 (25.4)	0.500 (12.7)	0.375 (9.5)	500	R4300, R6200
Fig. 32	PTL-18-427	B-427	White	0.750 (19.05)	1.000 (25.4)	0.750 (19.1)	0.375 (9.5)	250	R4300, R6200
Fig. 32	PTL-19-427	B-427	White	1.000 (25.4)	1.000 (25.4)	1.000 (25.4)	0.375 (9.5)	250	R4300, R6200
Fig. 32	PTL-104-427	B-427	White	1.500 (38.1)	1.000 (25.4)	1.500 (38.1)	0.375 (9.5)	250	R4300, R6200
Fig. 32	PTL-87-427	B-427	White	1.750 (44.45)	1.000 (25.4)	1.750 (44.5)	0.375 (9.5)	250	R4300
Fig. 32	PTL-78-427-AW	B-427	White	1.900 (48.26)	1.000 (25.4)	1.900 (48.2)	1.000 (25.4)	250	R4300, R6200
Fig. 32	PTL-102-427	B-427	White	0.500 (12.7)	1.250 (31.8)	0.500 (12.7)	0.375 (9.5)	250	R4300, R6200
Fig. 32	PTL-103-427	B-427	White	1.000 (25.4)	1.250 (31.8)	1.000 (25.4)	0.500 (12.7)	250	R4300, R6200
Fig. 32	PTL-28-427	B-427	White	0.250 (6.35)	1.500 (38.1)	0.250 (6.35)	0.500 (12.7)	750	R4300, R6200
Fig. 32	PTL-29-427	B-427	White	0.500 (12.7)	1.500 (38.1)	0.500 (12.7)	0.500 (12.7)	500	R4300, R6200
Fig. 32	PTL-30-427	B-427	White	0.750 (19.05)	1.500 (38.1)	0.750 (19.1)	0.500 (12.7)	250	R4300, R6200
Fig. 32	PTL-31-427	B-427	White	1.000 (25.4)	1.500 (38.1)	1.000 (25.4)	0.500 (12.7)	250	R4300, R6200
Fig. 32	PTL-32-427	B-427	White	1.500 (38.1)	1.500 (38.1)	1.500 (38.1)	0.500 (12.7)	250	R4300, R6200
Fig. 32	PTL-88-427	B-427	White	1.750 (44.45)	1.500 (38.1)	1.750 (44.5)	0.500 (12.7)	250	R4300, R6200
Fig. 32	PTL-107-427	B-427	White	2.000 (50.8)	1.500 (38.1)	2.000 (50.8)	0.500 (12.7)	100	R4300, R6200
Fig. 32	PTL-21-427	B-427	White	1.000 (25.4)	2.500 (63.5)	1.000 (25.4)	0.750 (19.1)	100	R4300, R6200
Fig. 32	PTL-157-427	B-427	White	1.500 (38.1)	2.500 (63.5)	1.500 (38.1)	0.750 (19.1)	100	R4300, R6200
Fig. 32	PTL-75-427	B-427	White	1.000 (25.4)	2.625 (66.68)	1.000 (25.4)	1.000 (25.4)	100	R4300, R6200
Fig. 32	PTL-66-427	B-427	White	1.938 (49.23)	3.150 (80)	1.938 (49.2)	1.000 (25.4)	100	R4300, R6200
Fig. 43	PTL-64-427	B-427	White	1.000 (25.4)	3.375 (85.7)	1.000 (25.4)	3.375 (85.7)	100	R4300, R6200
Fig. 32	PTL-23-427	B-427	White	1.000 (25.4)	4.000 (101.6)	1.000 (25.4)	1.000 (25.4)	100	R4300, R6200
Fig. 32	PTL-33-427	B-427	White	1.500 (38.1)	4.000 (101.6)	1.500 (38.1)	1.000 (25.4)	100	R4300, R6200
Fig. 32	PTL-109-427	B-427	White	1.500 (38.1)	4.000 (101.6)	1.500 (38.1)	1.500 (38.1)	100	R4300, R6200
Fig. 32	PTL-34-427	B-427	White	1.500 (38.1)	6.000 (152.4)	1.500 (38.1)	1.500 (38.1)	50	R4300, R6200
Fig. 32a	PTL-106-427	B-427	White	1.500 (38.1)	50 ft (15.24 m)	-	-	1 cont.	R4300, R6200
Fig. 32	PTL-10-427-YL	B-427	Yellow	0.250 (6.35)	0.750 (19.1)	0.250 (6.35)	0.375 (9.5)	750	R4300, R6200
Fig. 32	PTL-11-427-YL	B-427	Yellow	0.500 (12.7)	0.750 (19.1)	0.500 (12.7)	0.375 (9.5)	500	R4300, R6200
Fig. 32	PTL-17-427-YL	B-427	Yellow	0.500 (12.7)	1.000 (25.4)	0.500 (12.7)	0.375 (9.5)	500	R4300, R6200
Fig. 32	PTL-18-427-YL	B-427	Yellow	0.750 (19.05)	1.000 (25.4)	0.750 (19.1)	0.375 (9.5)	250	R4300, R6200
Fig. 32	PTL-19-427-YL	B-427	Yellow	1.000 (25.4)	1.000 (25.4)	1.000 (25.4)	0.375 (9.5)	250	R4300, R6200
Fig. 32	PTL-28-427-YL	B-427	Yellow	0.250 (6.35)	1.500 (38.1)	0.250 (6.35)	0.500 (12.7)	750	R4300, R6200
Fig. 32	PTL-29-427-YL	B-427	Yellow	0.500 (12.7)	1.500 (38.1)	0.500 (12.7)	0.500 (12.7)	500	R4300, R6200
Fig. 32	PTL-30-427-YL	B-427	Yellow	0.750 (19.05)	1.500 (38.1)	0.750 (19.1)	0.500 (12.7)	250	R4300, R6200
Fig. 32	PTL-31-427-YL	B-427	Yellow	1.000 (25.4)	1.500 (38.1)	1.000 (25.4)	0.500 (12.7)	250	R4300, R6200
Fig. 32	PTL-32-427-YL	B-427	Yellow	1.500 (38.1)	1.500 (38.1)	1.500 (38.1)	0.500 (12.7)	250	R4300, R6200
Fig. 32	PTL-21-427-YL	B-427	Yellow	1.000 (25.4)	2.500 (63.5)	1.000 (25.4)	0.750 (19.1)	100	R4300, R6200
Fig. 32	PTL-23-427-YL	B-427	Yellow	1.000 (25.4)	4.000 (101.6)	1.000 (25.4)	1.000 (25.4)	100	R4300, R6200
Fig. 32	PTL-33-427-YL	B-427	Yellow	1.500 (38.1)	4.000 (101.6)	1.500 (38.1)	1.000 (25.4)	100	R4300, R6200
Fig. 32	PTL-34-427-YL	B-427	Yellow	1.500 (38.1)	6.000 (152.4)	1.500 (38.1)	1.500 (38.1)	50	R4300, R6200

Self-Laminating Labels continue on next page.

# Wire & Cable Materials

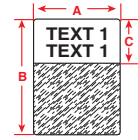


Figure 32

## Self-Laminating Vinyl Wire & Cable Markers (cont.)

Diagram	Catalog #	B#	Color	Label Width A Inch (mm)	Label Height B Inch (mm)	Printable Area Width Inch (mm)	Printable Area Height Inch (mm)	Labels/ Roll	Rec. Ribbon Series
Fig. 32	PTL-19-427-RD	B-427	Red	1.000 (25.4)	1.000 (25.4)	1.000 (25.4)	0.375 (9.5)	250	R4300, R6200
Fig. 32	PTL-28-427-RD	B-427	Red	0.250 (6.35)	1.500 (38.1)	0.250 (6.35)	0.500 (12.7)	750	R4300, R6200
Fig. 32	PTL-29-427-RD	B-427	Red	0.500 (12.7)	1.500 (38.1)	0.500 (12.7)	0.500 (12.7)	500	R4300, R6200
Fig. 32	PTL-30-427-RD	B-427	Red	0.750 (19.05)	1.500 (38.1)	0.750 (19.1)	0.500 (12.7)	250	R4300, R6200
Fig. 32	PTL-31-427-RD	B-427	Red	1.000 (25.4)	1.500 (38.1)	1.000 (25.4)	0.500 (12.7)	250	R4300, R6200
Fig. 32	PTL-32-427-RD	B-427	Red	1.500 (38.1)	1.500 (38.1)	1.500 (38.1)	0.500 (12.7)	250	R4300, R6200
Fig. 32	PTL-21-427-RD	B-427	Red	1.000 (25.4)	2.500 (63.5)	1.000 (25.4)	0.750 (19.1)	100	R4300, R6200
Fig. 32	PTL-23-427-RD	B-427	Red	1.000 (25.4)	4.000 (101.6)	1.000 (25.4)	1.000 (25.4)	100	R4300, R6200
Fig. 32	PTL-33-427-RD	B-427	Red	1.500 (38.1)	4.000 (101.6)	1.500 (38.1)	1.000 (25.4)	100	R4300, R6200
Fig. 32	PTL-34-427-RD	B-427	Red	1.500 (38.1)	6.000 (152.4)	1.500 (38.1)	1.500 (38.1)	50	R4300, R6200
Fig. 32	PTL-19-427-GR	B-427	Green	1.000 (25.4)	1.000 (25.4)	1.000 (25.4)	0.375 (9.5)	250	R4300, R6200
Fig. 32	PTL-28-427-GR	B-427	Green	0.250 (6.35)	1.500 (38.1)	0.250 (6.35)	0.500 (12.7)	750	R4300, R6200
Fig. 32	PTL-29-427-GR	B-427	Green	0.500 (12.7)	1.500 (38.1)	0.500 (12.7)	0.500 (12.7)	500	R4300, R6200
Fig. 32	PTL-30-427-GR	B-427	Green	0.750 (19.05)	1.500 (38.1)	0.750 (19.1)	0.500 (12.7)	250	R4300, R6200
Fig. 32	PTL-31-427-GR	B-427	Green	1.000 (25.4)	1.500 (38.1)	1.000 (25.4)	0.500 (12.7)	250	R4300, R6200
Fig. 32	PTL-32-427-GR	B-427	Green	1.500 (38.1)	1.500 (38.1)	1.500 (38.1)	0.500 (12.7)	250	R4300, R6200
Fig. 32	PTL-21-427-GR	B-427	Green	1.000 (25.4)	2.500 (63.5)	1.000 (25.4)	0.750 (19.1)	100	R4300, R6200
Fig. 32	PTL-23-427-GR	B-427	Green	1.000 (25.4)	4.000 (101.6)	1.000 (25.4)	1.000 (25.4)	100	R4300, R6200
Fig. 32	PTL-33-427-GR	B-427	Green	1.500 (38.1)	4.000 (101.6)	1.500 (38.1)	1.000 (25.4)	100	R4300, R6200
Fig. 32	PTL-34-427-GR	B-427	Green	1.500 (38.1)	6.000 (152.4)	1.500 (38.1)	1.500 (38.1)	50	R4300, R6200
Fig. 32	PTL-30-427-OR	B-427	Orange	1.500 (38.1)	0.750 (19.1)	0.750 (19.1)	0.500 (12.7)	250	R4300, R6200
Fig. 32	PTL-19-427-OR	B-427	Orange	1.000 (25.4)	1.000 (25.4)	1.000 (25.4)	0.375 (9.5)	250	R4300, R6200
Fig. 32	PTL-28-427-OR	B-427	Orange	0.250 (6.35)	1.500 (38.1)	0.250 (6.35)	0.500 (12.7)	750	R4300, R6200
Fig. 32	PTL-29-427-OR	B-427	Orange	0.500 (12.7)	1.500 (38.1)	0.500 (12.7)	0.500 (12.7)	500	R4300, R6200
Fig. 32	PTL-31-427-OR	B-427	Orange	1.000 (25.4)	1.500 (38.1)	1.000 (25.4)	0.500 (12.7)	250	R4300, R6200
Fig. 32	PTL-32-427-OR	B-427	Orange	1.500 (38.1)	1.500 (38.1)	1.500 (38.1)	0.500 (12.7)	250	R4300, R6200
Fig. 32	PTL-21-427-OR	B-427	Orange	1.000 (25.4)	2.500 (63.5)	1.000 (25.4)	0.750 (19.1)	100	R4300, R6200
Fig. 32	PTL-23-427-OR	B-427	Orange	1.000 (25.4)	4.000 (101.6)	1.000 (25.4)	1.000 (25.4)	100	R4300, R6200
Fig. 32	PTL-33-427-OR	B-427	Orange	1.500 (38.1)	4.000 (101.6)	1.500 (38.1)	1.000 (25.4)	100	R4300, R6200
Fig. 32	PTL-34-427-OR	B-427	Orange	1.500 (38.1)	6.000 (152.4)	1.500 (38.1)	1.500 (38.1)	50	R4300, R6200

Self-Laminating Labels continue on next page.

### Self-Laminating Label Heights

If you know your wire diameter or wire circumference, you can easily determine the correct label height by using the formula below:

**Step 1:** 
$$\frac{\text{wire dia.} \times 3.147 (\text{pi})}{\text{wire circumference}}$$

**Step 2:** 
$$\frac{\text{wire circumference} \times 1.5}{\text{total label length}}$$

(Multiplying by 1.5 allows the label to wrap around the wire 1.5 times)



# Wire & Cable Materials

## Self-Laminating Vinyl Wire & Cable Markers (cont.)

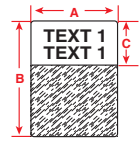


Figure 32

Diagram	Catalog #	B#	Color	Label Width A Inch (mm)	Label Height B Inch (mm)	Printable Area Width Inch (mm)	Printable Area Height Inch (mm)	Labels/ Roll	Rec. Ribbon Series
Fig. 32	PTL-19-427-BL	B-427	Blue	1.000 (25.4)	1.000 (25.4)	1.000 (25.4)	0.375 (9.5)	250	R4300, R6200
Fig. 32	PTL-28-427-BL	B-427	Blue	0.250 (6.35)	1.500 (38.1)	0.250 (6.35)	0.500 (12.7)	750	R4300, R6200
Fig. 32	PTL-29-427-BL	B-427	Blue	0.500 (12.7)	1.500 (38.1)	0.500 (12.7)	0.500 (12.7)	500	R4300, R6200
Fig. 32	PTL-30-427-BL	B-427	Blue	0.750 (19.05)	1.500 (38.1)	0.750 (19.1)	0.500 (12.7)	250	R4300, R6200
Fig. 32	PTL-31-427-BL	B-427	Blue	1.000 (25.4)	1.500 (38.1)	1.000 (25.4)	0.500 (12.7)	250	R4300, R6200
Fig. 32	PTL-32-427-BL	B-427	Blue	1.500 (38.1)	1.500 (38.1)	1.500 (38.1)	0.500 (12.7)	250	R4300, R6200
Fig. 32	PTL-21-427-BL	B-427	Blue	1.000 (25.4)	2.500 (63.5)	1.000 (25.4)	0.750 (19.1)	100	R4300, R6200
Fig. 32	PTL-23-427-BL	B-427	Blue	1.000 (25.4)	4.000 (101.6)	1.000 (25.4)	1.000 (25.4)	100	R4300, R6200
Fig. 32	PTL-33-427-BL	B-427	Blue	1.500 (38.1)	4.000 (101.6)	1.500 (38.1)	1.000 (25.4)	100	R4300, R6200
Fig. 32	PTL-34-427-BL	B-427	Blue	1.500 (38.1)	6.000 (152.4)	1.500 (38.1)	1.500 (38.1)	50	R4300, R6200
Fig. 32	PTL-19-427-PL	B-427	Purple	1.000 (25.4)	1.000 (25.4)	1.000 (25.4)	0.375 (9.5)	250	R4300, R6200
Fig. 32	PTL-28-427-PL	B-427	Purple	0.250 (6.35)	1.500 (38.1)	0.250 (6.35)	0.500 (12.7)	750	R4300, R6200
Fig. 32	PTL-29-427-PL	B-427	Purple	0.500 (12.7)	1.500 (38.1)	0.500 (12.7)	0.500 (12.7)	500	R4300, R6200
Fig. 32	PTL-30-427-PL	B-427	Purple	0.750 (19.05)	1.500 (38.1)	0.750 (19.1)	0.500 (12.7)	250	R4300, R6200
Fig. 32	PTL-31-427-PL	B-427	Purple	1.000 (25.4)	1.500 (38.1)	1.000 (25.4)	0.500 (12.7)	250	R4300, R6200
Fig. 32	PTL-32-427-PL	B-427	Purple	1.500 (38.1)	1.500 (38.1)	1.500 (38.1)	0.500 (12.7)	250	R4300, R6200
Fig. 32	PTL-21-427-PL	B-427	Purple	1.000 (25.4)	2.500 (63.5)	1.000 (25.4)	0.750 (19.1)	100	R4300, R6200
Fig. 32	PTL-23-427-PL	B-427	Purple	1.000 (25.4)	4.000 (101.6)	1.000 (25.4)	1.000 (25.4)	100	R4300, R6200
Fig. 32	PTL-33-427-PL	B-427	Purple	1.500 (38.1)	4.000 (101.6)	1.500 (38.1)	1.000 (25.4)	100	R4300, R6200
Fig. 32	PTL-34-427-PL	B-427	Purple	1.500 (38.1)	6.000 (152.4)	1.500 (38.1)	1.500 (38.1)	50	R4300, R6200
Fig. 32	PTL-19-427-BR	B-427	Brown	1.000 (25.4)	1.000 (25.4)	1.000 (25.4)	0.375 (9.5)	250	R4300, R6200
Fig. 32	PTL-28-427-BR	B-427	Brown	0.250 (6.35)	1.500 (38.1)	0.250 (6.35)	0.500 (12.7)	750	R4300, R6200
Fig. 32	PTL-29-427-BR	B-427	Brown	0.500 (12.7)	1.500 (38.1)	0.500 (12.7)	0.500 (12.7)	500	R4300, R6200
Fig. 32	PTL-30-427-BR	B-427	Brown	0.750 (19.05)	1.500 (38.1)	0.750 (19.1)	0.500 (12.7)	250	R4300, R6200
Fig. 32	PTL-31-427-BR	B-427	Brown	1.000 (25.4)	1.500 (38.1)	1.000 (25.4)	0.500 (12.7)	250	R4300, R6200
Fig. 32	PTL-32-427-BR	B-427	Brown	1.500 (38.1)	1.500 (38.1)	1.500 (38.1)	0.500 (12.7)	250	R4300, R6200
Fig. 32	PTL-21-427-BR	B-427	Brown	1.000 (25.4)	2.500 (63.5)	1.000 (25.4)	0.750 (19.1)	100	R4300, R6200
Fig. 32	PTL-23-427-BR	B-427	Brown	1.000 (25.4)	4.000 (101.6)	1.000 (25.4)	1.000 (25.4)	100	R4300, R6200
Fig. 32	PTL-33-427-BR	B-427	Brown	1.500 (38.1)	4.000 (101.6)	1.500 (38.1)	1.000 (25.4)	100	R4300, R6200
Fig. 32	PTL-34-427-BR	B-427	Brown	1.500 (38.1)	6.000 (152.4)	1.500 (38.1)	1.500 (38.1)	50	R4300, R6200
Fig. 32	PTL-19-427-GY	B-427	Gray	1.000 (25.4)	1.000 (25.4)	1.000 (25.4)	0.375 (9.5)	250	R4300, R6200
Fig. 32	PTL-28-427-GY	B-427	Gray	0.250 (6.35)	1.500 (38.1)	0.250 (6.35)	0.500 (12.7)	750	R4300, R6200
Fig. 32	PTL-29-427-GY	B-427	Gray	0.500 (12.7)	1.500 (38.1)	0.500 (12.7)	0.500 (12.7)	500	R4300, R6200
Fig. 32	PTL-30-427-GY	B-427	Gray	0.750 (19.05)	1.500 (38.1)	0.750 (19.1)	0.500 (12.7)	250	R4300, R6200
Fig. 32	PTL-31-427-GY	B-427	Gray	1.000 (25.4)	1.500 (38.1)	1.000 (25.4)	0.500 (12.7)	250	R4300, R6200
Fig. 32	PTL-32-427-GY	B-427	Gray	1.500 (38.1)	1.500 (38.1)	1.500 (38.1)	0.500 (12.7)	250	R4300, R6200
Fig. 32	PTL-21-427-GY	B-427	Gray	1.000 (25.4)	2.500 (63.5)	1.000 (25.4)	0.750 (19.1)	100	R4300, R6200
Fig. 32	PTL-23-427-GY	B-427	Gray	1.000 (25.4)	4.000 (101.6)	1.000 (25.4)	1.000 (25.4)	100	R4300, R6200
Fig. 32	PTL-33-427-GY	B-427	Gray	1.500 (38.1)	4.000 (101.6)	1.500 (38.1)	1.000 (25.4)	100	R4300, R6200
Fig. 32	PTL-34-427-GY	B-427	Gray	1.500 (38.1)	6.000 (152.4)	1.500 (38.1)	1.500 (38.1)	50	R4300, R6200

## Self-Extinguishing Tedlar® Material (B-642)

- **B-642 Clear PVF Film** - A thin tape with a white printable zone and a translucent overlaminating area offers excellent flexibility for wrapping on small diameter wires. The polyvinylfluoride film provides good self-extinguishing properties and solvent resistance.

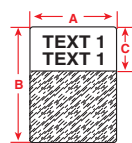


Figure 32



Diagram	Catalog #	B#	Color	Label Width A Inch (mm)	Label Height B Inch (mm)	Print Area Width	Printer Area Height	Labels/ Roll	Rec. Ribbon Series
<b>B-642 Self-Extinguishing Tedlar®</b>									
Fig. 32	PTL-19-642	B-642	White	1.000 (25.4)	1.000 (25.4)	1.000 (25.4)	0.375 (9.5)	250	R4300, R6200, R6200
Fig. 32	PTL-31-642	B-642	White	1.000 (25.4)	1.500 (38.1)	1.000 (25.4)	0.500 (12.7)	250	R4300, R6200, R6200
Fig. 32	PTL-21-642	B-642	White	1.000 (25.4)	2.500 (63.5)	1.000 (25.4)	0.750 (19.1)	100	R4300, R6200, R6200



# Wire & Cable Materials

## Vinyl & Nylon Cloth Wire & Cable Labels (B-498, B-499)

- **B-498 Repositionable Vinyl Cloth** - Durable material with special adhesive stays put, but marker can be removed and reapplied if necessary. Temp. range -40°F to 175°F (-40°C to 70°C). UL recognized.
- **B-499 Nylon Cloth Material** - Permanent adhesive. Pliable for rough or smooth surfaces. Temp. range: -94°F to 194°F (-70°C to 90°C). UL recognized.

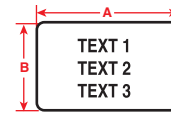


Figure 29



Diagram	Catalog #	B#	Color	Min. Wire Gauge	Max. Wire Gauge	Label Width A Inch (mm)	Label Height B Inch (mm)	Labels/Roll	Rec. Ribbon Series
<b>B-498 Repositionable Vinyl Cloth</b>									
Fig. 29	PTL-7-498	B-498	White	22 gauge	16 gauge	0.500 (12.7)	0.500 (12.7)	500	R4300, R6200
Fig. 29	PTL-15-498	B-498	White	22 gauge	16 gauge	1.000 (25.4)	0.275 (7)	750	R4300, R6200
Fig. 29	PTL-10-498	B-498	White	16 gauge	10 gauge	0.250 (6.35)	0.750 (19.1)	750	R4300, R6200
Fig. 29	PTL-11-498	B-498	White	16 gauge	10 gauge	0.500 (12.7)	0.750 (19.1)	500	R4300, R6200
Fig. 29	PTL-16-498	B-498	White	12 gauge	10 gauge	0.375 (9.53)	1.000 (25.4)	500	R4300, R6200
Fig. 29	PTL-17-498	B-498	White	12 gauge	10 gauge	1.000 (25.4)	0.500 (12.7)	500	R4300, R6200
Fig. 29	PTL-19-498	B-498	White	12 gauge	10 gauge	1.000 (25.4)	1.000 (25.4)	250	R4300, R6200
Fig. 29	PTL-18-498	B-498	White	10 gauge	4 gauge	0.750 (19.05)	1.000 (25.4)	250	R4300, R6200
Fig. 29	PTL-30-498	B-498	White	10 gauge	4 gauge	0.750 (19.05)	1.500 (38.1)	250	R4300, R6200
Fig. 29	PTL-31-498	B-498	White	10 gauge	4 gauge	1.000 (25.4)	1.500 (38.1)	250	R4300, R6200
Fig. 29	PTL-28-498	B-498	White	10 gauge	4 gauge	1.500 (38.1)	0.250 (6.4)	750	R4300, R6200
Fig. 29	PTL-29-498	B-498	White	10 gauge	4 gauge	1.500 (38.1)	0.500 (12.7)	500	R4300, R6200
Fig. 29	PTL-32-498	B-498	White	10 gauge	4 gauge	1.500 (38.1)	1.500 (38.1)	250	R4300, R6200
Fig. 29	PTL-21-498	B-498	White	-	-	1.000 (25.4)	2.500 (63.5)	100	R4300, R6200
Fig. 29	PTL-23-498	B-498	White	-	-	1.000 (25.4)	4.000 (101.6)	100	R4300, R6200
Fig. 29	PTL-33-498	B-498	White	-	-	1.500 (38.1)	4.000 (101.6)	100	R4300, R6200
Fig. 29	PTL-34-498	B-498	White	-	-	1.500 (38.1)	6.000 (152.4)	50	R4300, R6200
<b>B-499 Nylon Cloth</b>									
Fig. 29	PTL-7-499	B-499	White	22 gauge	16 gauge	0.500 (12.7)	0.500 (12.7)	500	R4300, R6200
Fig. 29	PTL-11-499	B-499	White	16 gauge	10 gauge	0.500 (12.7)	0.750 (19.1)	500	R4300, R6200
Fig. 29	PTL-16-499	B-499	White	12 gauge	10 gauge	0.375 (9.53)	1.000 (25.4)	500	R4300, R6200
Fig. 29	PTL-19-499	B-499	White	12 gauge	10 gauge	1.000 (25.4)	1.000 (25.4)	250	R4300, R6200
Fig. 29	PTL-29-499	B-499	White	10 gauge	4 gauge	0.500 (12.7)	1.500 (38.1)	500	R4300, R6200
Fig. 29	PTL-18-499	B-499	White	10 gauge	4 gauge	0.750 (19.05)	1.000 (25.4)	250	R4300, R6200
Fig. 29	PTL-30-499	B-499	White	10 gauge	4 gauge	0.750 (19.05)	1.500 (38.1)	250	R4300, R6200
Fig. 29	PTL-31-499	B-499	White	10 gauge	4 gauge	1.000 (25.4)	1.500 (38.1)	250	R4300, R6200
Fig. 29	PTL-28-499	B-499	White	10 gauge	4 gauge	1.500 (38.1)	0.250 (6.4)	750	R4300, R6200
Fig. 29	PTL-117-499	B-499	White	-	-	0.500 (12.7)	0.500 (12.7)	500	R4300, R6200
Fig. 29	PTL-84-499	B-499	White	-	-	0.900 (22.86)	0.500 (12.7)	500	R4300, R6200
Fig. 29	PTL-98-499	B-499	White	-	-	1.000 (25.4)	0.375 (9.5)	500	R4300, R6200
Fig. 29	PTL-21-499	B-499	White	-	-	1.000 (25.4)	2.500 (63.5)	100	R4300, R6200
Fig. 29	PTL-23-499	B-499	White	-	-	1.000 (25.4)	4.000 (101.6)	100	R4300, R6200
Fig. 29	PTL-81-499	B-499	White	-	-	1.900 (48.26)	0.250 (6.4)	750	R4300, R6200
Fig. 29	PTL-78-499	B-499	White	-	-	1.900 (48.26)	1.000 (25.4)	250	R4300, R6200

## High Temperature Wire & Cable Labels (B-437)

- **B-437 Tedlar® Wire & Cable Labels** - Polyvinylfluoride label where high temperature and self-extinguishing features are required. Heavy duty performance with excellent resistance to water, oil and other fluids. Meets MIL-M-87958 Standard. Service temp: -94°F to 275°F (-70°C to 135°C). ROHS compliant.

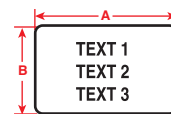


Figure 29



Figure 33



Diagram	Catalog #	B#	Color	Label Width A Inch (mm)	Label Height B Inch (mm)	Labels/Roll	Rec. Ribbon Series
<b>B-437 Self-Extinguishing Tedlar®</b>							
Fig. 29	PTL-9-437	B-437	White	0.650 (16.51)	0.200 (5.1)	750	R4300
Fig. 29	PTL-10-437	B-437	White	0.750 (19.05)	0.250 (6.4)	750	R4300
Fig. 29	PTL-15-437	B-437	White	1.000 (25.4)	0.275 (7)	750	R4300
Fig. 29	PTL-29-437	B-437	White	1.500 (38.1)	0.500 (12.7)	500	R4300
Fig. 33	PTL-41-437-WT	B-437	White	1.500 (38.1)	50 ft (15.24 m)	1 cont.	R4300
Fig. 33	PTLCM-41-437-WT	B-437	White	1.500 (38.1)	50 ft (15.24 m)	1 cont.	R4300
Fig. 33	PTLCM-41-437-YL	B-437	Yellow	1.500 (38.1)	50 ft (15.24 m)	1 cont.	R4300
Fig. 33	PTL-41-437-YL	B-437	Yellow	1.500 (38.1)	50 ft (15.24 m)	1 cont.	R4300

Tedlar is a registered trademark of DuPont.

# Wire & Cable Materials

## Polypropylene Flags (B-425, B-8425)

Allow more legible information on data cables and smaller diameter wires. Permits you to handle and view labels without touching the wires.

- **B-425 Polypropylene Solvent Resistant Material** - White polypropylene material with matte/opaque finish for thermal transfer printing or write-on applications. Excellent solvent resistance and print performance; not recommended for long-term outdoor use.
- **B-8425 Polypropylene Solvent Resistant Material** - White polypropylene material with glossy finish for thermal transfer printing. Excellent solvent resistance and print performance; not recommended for long-term outdoor use.

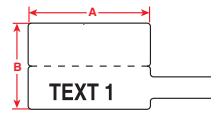


Figure 47

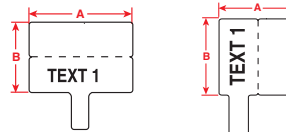


Figure 48

Figure 78



Diagram	Catalog #	B#	Color	Label Width A Inch (mm)	Label Height B Inch (mm)	Labels/Roll	Rec. Ribbon Series
<b>B-425 Permanent Polypropylene</b>							
Fig. 48	PTLFF-01-425	B-425	White	1.180 (29.97)	0.788 (20)	250	R6200
Fig. 47	PTLFP-01-425	B-425	White	1.180 (29.97)	0.788 (20)	250	R6200
Fig. 78	PTLFT-54-425	B-425	White	1.490 (37.85)	1.575 (40)	100	R4300, R6200, R6400, R4500
Fig. 78	PTLFP-02-425	B-425	White	1.750 (44.45)	1.000 (25.4)	100	R6200
<b>B-8425 Permanent Polypropylene</b>							
Fig. 29	PTL-10-8425	B-8425	White	0.750 (19.05)	0.250 (6.4)	750	R4400, R6000
Fig. 47	PTLFP-01-8425	B-8425	White	1.180 (29.97)	0.788 (20)	250	R4400, R6000
Fig. 48	PTLFT-01-8425	B-8425	White	1.180 (29.97)	0.788 (20)	250	R4400, R6000

## Polypropylene Tag Materials (B-109, B-412)

- **B-109 Polyethylene Tags** - Multi-purpose tags for identifying multi-conductor cables, inventory, safety warning repair. Good weatherability and legibility after solvent exposure.
- **B-412 Polypropylene Tags** - Thick non-adhesive polypropylene material for hardware identification. High print legibility and high tensile strength.

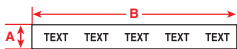


Figure 28

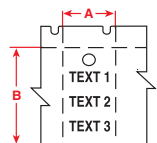


Figure 45

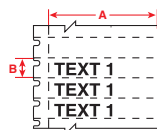


Figure 55

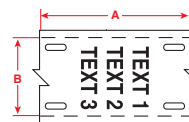


Figure 56



Diagram	Catalog #	B#	Color	Label Width A Inch (mm)	Label Height B Inch (mm)	Labels/Roll	Rec. Ribbon Series
<b>B-109 Polyethylene Tag</b>							
Fig. 56	PTL-12-109	B-109	White	0.750 (19.05)	3.000 (101.6)	100	R2000, R4300, R6200
Fig. 45	PTL-36-109	B-109	White	1.750 (44.45)	1.125 (28.6)	250	R2000, R4300, R6200
<b>B-412 Non-Adhesive Polypropylene Tag</b>							
Fig. 28	PTL-55-412	B-412	White	0.230 (5.84)	50 ft (15.24 m)	1 cont.	R4300, R6200
Fig. 28	PTL-56-412	B-412	White	0.375 (9.53)	50 ft (15.24 m)	1 cont.	R4300, R6200
Fig. 28	PTL-57-412	B-412	White	0.500 (12.7)	50 ft (15.24 m)	1 cont.	R4300, R6200
Fig. 28	PTL-58-412	B-412	White	0.535 (13.59)	50 ft (15.24 m)	1 cont.	R4300, R6200
Fig. 28	PTL-59-412	B-412	White	0.785 (19.94)	50 ft (15.24 m)	1 cont.	R4300, R6200
Fig. 55	PTL-40-412	B-412	White	1.938 (49.23)	0.375 (9.5)	750	R4300, R6200

# Wire & Cable Materials

## Durasleeve® Wire Marking Inserts (B-390)

- **B-390 Durasleeve® Polypropylene Material** - Matte white polypropylene material is designed to be printed and affixed to a wire using extruded, clear PVC Brady wire marking carriers.

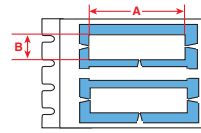


Figure 38




Diagram	Catalog #	B#	Color	Label Width A Inch (mm)	Label Height B Inch (mm)	Labels/Roll	Rec. Ribbon Series
<b>B-390 DuraSleeve® Polypropylene Inserts</b>							
Fig. 38	BPTDS-15-390	B-390	White	0.590 (15)	0.163 (4.14)	3000	R6000
Fig. 38	PTDS-15-390	B-390	White	0.590 (15)	0.163 (4.14)	300	R6000
Fig. 38	BPTDS-30-390	B-390	White	1.181 (30)	0.163 (4.14)	3000	R6000
Fig. 38	PTDS-30-390	B-390	White	1.181 (30)	0.163 (4.14)	300	R6000

## BradySleeve™ Wire Markers (B-321)

- **B-321 BradySleeve™ Heat-Shrink Polyolefin** - Dot matrix printable wire and cable heat shrinkable sleeve. Excellent resistance to oil and solvents.

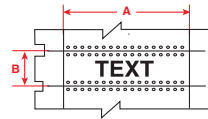


Figure 36



Diagram	Catalog #	Color	Approx. Wire Gauge	Minimum Wire Dia.	Maximum Wire Dia.	Diameter as Supplied B	Sleeve Width A	Quantity per Roll	Suggested Ribbon Series
<b>B-321 BradySleeve™ Heat-Shrink Polyolefin</b>									
Fig. 36	PTS-0.45-350-321 *	White	16-10	0.075 (1.91)	0.160 (4.06)	0.450 (11.43)	0.350 (8.9)	500	R2000, R5000
Fig. 36	PTS-0.95-350-321 *	White	16-10	0.075 (1.91)	0.160 (4.06)	0.950 (24.13)	0.350 (8.9)	500	R2000, R5000
Fig. 36	PTS-1.90-350-321 *	White	16-10	0.075 (1.91)	0.160 (4.06)	1.900 (48.26)	0.350 (8.9)	500	R2000, R5000
Fig. 36	PTS-0.45-500-321 *	White	10-8	0.160 (4.06)	0.235 (5.97)	0.450 (11.43)	0.500 (12.7)	500	R2000, R5000
Fig. 36	PTS-0.95-500-321 *	White	10-8	0.160 (4.06)	0.235 (5.97)	0.950 (24.13)	0.500 (12.7)	500	R2000, R5000
Fig. 36	PTS-1.90-500-321 *	White	10-8	0.160 (4.06)	0.235 (5.97)	1.900 (48.26)	0.500 (12.7)	250	R2000, R5000
Fig. 36	PTS-0.95-750-321 *	White	4-2	0.335 (8.51)	0.390 (9.91)	0.950 (24.13)	0.750 (19.1)	250	R2000, R5000
Fig. 36	PTS-1.90-750-321 *	White	4-2	0.335 (8.51)	0.390 (9.91)	1.900 (48.26)	0.750 (19.1)	250	R2000, R5000
Fig. 36	PTS-0.95-1000-321 *	White	1-0	0.375 (9.53)	0.540 (13.72)	0.950 (24.13)	1.000 (25.4)	250	R2000, R5000
Fig. 36	PTS-1.90-1000-321 *	White	1-0	0.375 (9.5)	0.540 (13.72)	1.900 (48.26)	1.000 (25.4)	250	R2000, R5000

\* Parts are only compatible with the BMP61, TLS2200 and PC Link printers; not compatible with the BMP71 printer.

## PermaSleeve® PSFR Fluid Resistant Wire Marking Sleeves (B-344)

3:1 shrink ratio permasleeves designed for labeling wires in applications with exposure to fuels, lubricants and harsh chemicals such as in aerospace.

- **B-344 PSFR Fluid Resistant Permasleeves** - Resistant to harsh chemicals including JP8 Jet Fuel, Skydrol® and DOT 3 brake fluid. Meets the following industry specifications SAE-AMS-DTL-23053/6 (class 1) and MIL-STD-202G method 215K.

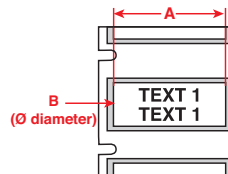


Figure 44




Diagram	Catalog #	Color	Approx. Wire Gauge	Minimum Wire Diameter	Maximum Wire Diameter	Diameter as Supplied B	Recovered Diameter	Sleeve Width A	Qty. Per Roll	Suggested Ribbon Series
<b>B-344 PermaSleeve - PSFR</b>										
Fig. 44	PSFR-187-175-WT	White	18-12	0.062 (1.6)	0.150 (3.8)	0.187 (4.8)	0.062 (1.6)	1.750 (44.5)	100	R6600, R6700
Fig. 44	PSFR-250-1-WT	White	20-10	0.083 (2.1)	0.215 (5.5)	0.250 (6.4)	0.083 (2.1)	1.000 (25.4)	100	R6600, R6700
Fig. 44	PSFR-500-1-WT	White	8-1	0.166 (4.2)	0.450 (11.4)	0.500 (12.7)	0.166 (4.2)	1.000 (25.4)	100	R6600, R6700
Fig. 44	PSFR-250-1-YL	Yellow	20-10	0.083 (2.1)	0.215 (5.5)	0.250 (6.4)	0.083 (2.1)	1.000 (25.4)	100	R6600, R6700
Fig. 44	PSFR-250-175-YL	Yellow	20-10	0.083 (2.1)	0.215 (5.5)	0.250 (6.4)	0.083 (2.1)	1.750 (44.5)	100	R6600, R6700
Fig. 44	PSFR-750-175-BK	Black	8-1	0.250 (6.4)	0.700 (17.8)	0.750 (19.1)	0.250 (6.4)	1.750 (44.5)	100	R6600, R6700

# Wire & Cable Materials

## PermaSleeve® PSPT Wire Marking Sleeves (B-342)

These heat-shrink sleeves are the ultimate in marker durability, permanence and aesthetic appearance. Fast shrink rate saves time and costs during installation.

- **B-342 PSPT Polyolefin PermaSleeves** - Military / Industrial grade 3:1 shrink ratio. Meets SAE 23053/5 Class 1 spec. Available as individual die-cut or continuous cut-to-length tubing.

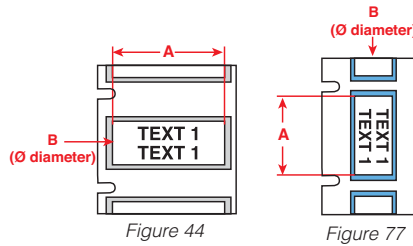


Diagram	Catalog #	Color	Approx. Wire Gauge	Minimum Wire Diameter	Maximum Wire Diameter	Diameter as Supplied B	Recovered Diameter	Sleeve Width A	Qty. Per Roll	Suggested Ribbon Series
Fig. 44	PSPT-094-1-WT	White	28-18	0.023 (0.6)	0.080 (2)	0.094 (2.4)	0.023 (0.6)	1.000 (25.4)	100	R4300, R6600
Fig. 44	PSPT-094-175-WT	White	28-18	0.023 (0.6)	0.080 (2)	0.094 (2.4)	0.023 (0.6)	1.750 (44.5)	100	R4300, R6600
Fig. 77	PSPT-094-2-WT-R	White	28-20	0.023 (0.6)	0.080 (2)	0.094 (2.4)	0.023 (0.6)	2.000 (50.8)	70	R4300, R6600
Fig. 44	PSPT-125-1-WT	White	22-16	0.046 (1.2)	0.110 (2.8)	0.125 (3.2)	0.046 (1.2)	1.000 (25.4)	100	R4300, R6600
Fig. 44	PSPT-125-175-WT	White	22-16	0.046 (1.2)	0.110 (2.8)	0.125 (3.2)	0.046 (1.2)	1.750 (44.5)	100	R4300, R6600
Fig. 77	PSPT-125-2-WT-R	White	22-16	0.046 (1.2)	0.110 (2.8)	0.125 (3.2)	0.046 (1.2)	2.000 (50.8)	70	R4300, R6600
Fig. 44	PSPT-187-1-WT	White	18-12	0.062 (1.6)	0.150 (3.8)	0.187 (4.8)	0.062 (1.6)	1.000 (25.4)	100	R4300, R6600
Fig. 44	PSPT-187-175-WT	White	18-12	0.062 (1.6)	0.150 (3.8)	0.187 (4.8)	0.062 (1.6)	1.750 (44.5)	100	R4300, R6600
Fig. 77	PSPT-187-2-WT-R	White	20-10	0.062 (1.6)	0.150 (3.8)	0.187 (4.8)	0.062 (1.6)	2.000 (50.8)	70	R4300, R6600
Fig. 44	PSPT-250-1-WT	White	16-10	0.094 (2.4)	0.215 (5.5)	0.250 (6.4)	0.094 (2.4)	1.000 (25.4)	100	R4300, R6600
Fig. 44	PSPT-250-175-WT	White	16-10	0.094 (2.4)	0.215 (5.5)	0.250 (6.4)	0.094 (2.4)	1.750 (44.5)	100	R4300, R6600
Fig. 77	PSPT-250-2-WT-R	White	16-8	0.094 (2.4)	0.215 (5.5)	0.250 (6.4)	0.094 (2.4)	2.000 (50.8)	70	R4300, R6600
Fig. 44	PSPT-375-1-WT	White	12-6	0.125 (3.2)	0.320 (8.1)	0.375 (9.5)	0.125 (3.2)	1.000 (25.4)	100	R4300, R6600
Fig. 44	PSPT-375-175-WT	White	12-6	0.125 (3.2)	0.320 (8.1)	0.375 (9.5)	0.125 (3.2)	1.750 (44.5)	100	R4300, R6600
Fig. 77	PSPT-375-2-WT-R	White	12-4	0.125 (3.2)	0.320 (8.1)	0.375 (9.5)	0.125 (3.2)	2.000 (50.8)	70	R4300, R6600
Fig. 44	PSPT-500-1-WT	White	8-1	0.187 (4.8)	0.450 (11.4)	0.500 (12.7)	0.187 (4.8)	1.000 (25.4)	100	R4300, R6600
Fig. 44	PSPT-500-175-WT	White	8-1	0.187 (4.8)	0.450 (11.4)	0.500 (12.7)	0.187 (4.8)	1.750 (44.5)	100	R4300, R6600
Fig. 77	PSPT-500-2-WT-R	White	8-1	0.187 (4.8)	0.450 (11.4)	0.500 (12.7)	0.187 (4.8)	2.000 (50.8)	70	R4300, R6600
Fig. 44	PSPT-750-1-WT	White	8-1	0.250 (6.4)	0.700 (17.8)	0.750 (19.1)	0.250 (6.4)	1.000 (25.4)	100	R4300, R6600
Fig. 44	PSPT-750-175-WT	White	8-1	0.250 (6.4)	0.700 (17.8)	0.750 (19.1)	0.250 (6.4)	1.750 (44.5)	100	R4300, R6600
Fig. 77	PSPT-750-2-WT-R	White	2 to 4/0	0.250 (6.4)	0.700 (17.8)	0.750 (19.1)	0.250 (6.4)	2.000 (50.8)	70	R4300, R6600
Fig. 44	PSPT-1000-1-WT	White	500-1	0.375 (9.5)	0.950 (24.1)	1.000 (25.4)	0.375 (9.5)	1.000 (25.4)	50	R4300, R6600
Fig. 44	PSPT-1000-175-WT	White	500-1	0.375 (9.5)	0.950 (24.1)	1.000 (25.4)	0.375 (9.5)	1.750 (44.5)	50	R4300, R6600
Fig. 77	PSPT-1000-2-WT-R	White	2 to 0.95	0.375 (9.5)	0.950 (24.1)	1.000 (25.4)	0.375 (9.5)	2.000 (50.8)	70	R4300, R6600
Fig. 44	PSPT-094-1-YL	Yellow	28-18	0.023 (0.6)	0.080 (2)	0.094 (2.4)	0.023 (0.6)	1.000 (25.4)	100	R4300, R6600
Fig. 44	PSPT-094-175-YL	Yellow	28-18	0.023 (0.6)	0.080 (2)	0.094 (2.4)	0.023 (0.6)	1.750 (44.5)	100	R4300, R6600
Fig. 77	PSPT-094-2-YL-R	Yellow	28-20	0.023 (0.6)	0.080 (2)	0.094 (2.4)	0.023 (0.6)	2.000 (50.8)	70	R4300, R6600
Fig. 44	PSPT-125-1-YL	Yellow	22-16	0.046 (1.2)	0.110 (2.8)	0.125 (3.2)	0.046 (1.2)	1.000 (25.4)	100	R4300, R6600
Fig. 44	PSPT-125-175-YL	Yellow	22-16	0.046 (1.2)	0.110 (2.8)	0.125 (3.2)	0.046 (1.2)	1.750 (44.5)	100	R4300, R6600
Fig. 77	PSPT-125-2-YL-R	Yellow	22-16	0.046 (1.2)	0.110 (2.8)	0.125 (3.2)	0.046 (1.2)	2.000 (50.8)	70	R4300, R6600
Fig. 44	PSPT-187-1-YL	Yellow	18-12	0.062 (1.6)	0.150 (3.8)	0.187 (4.8)	0.062 (1.6)	1.000 (25.4)	100	R4300, R6600
Fig. 44	PSPT-187-175-YL	Yellow	18-12	0.062 (1.6)	0.150 (3.8)	0.187 (4.8)	0.062 (1.6)	1.750 (44.5)	100	R4300, R6600
Fig. 77	PSPT-187-2-YL-R	Yellow	20-10	0.062 (1.6)	0.150 (3.8)	0.187 (4.8)	0.062 (1.6)	2.000 (50.8)	70	R4300, R6600
Fig. 44	PSPT-250-1-YL	Yellow	16-10	0.094 (2.4)	0.215 (5.5)	0.250 (6.4)	0.094 (2.4)	1.000 (25.4)	100	R4300, R6600
Fig. 44	PSPT-250-175-YL	Yellow	16-10	0.094 (2.4)	0.215 (5.5)	0.250 (6.4)	0.094 (2.4)	1.750 (44.5)	100	R4300, R6600
Fig. 77	PSPT-250-2-YL-R	Yellow	16-8	0.094 (2.4)	0.215 (5.5)	0.250 (6.4)	0.094 (2.4)	2.000 (50.8)	70	R4300, R6600
Fig. 44	PSPT-375-1-YL	Yellow	12-6	0.125 (3.2)	0.320 (8.1)	0.375 (9.5)	0.125 (3.2)	1.000 (25.4)	100	R4300, R6600
Fig. 44	PSPT-375-175-YL	Yellow	12-6	0.125 (3.2)	0.320 (8.1)	0.375 (9.5)	0.125 (3.2)	1.750 (44.5)	100	R4300, R6600
Fig. 77	PSPT-375-2-YL-R	Yellow	12-4	0.125 (3.2)	0.320 (8.1)	0.375 (9.5)	0.125 (3.2)	2.000 (50.8)	70	R4300, R6600
Fig. 44	PSPT-500-1-YL	Yellow	8-1	0.187 (4.8)	0.450 (11.4)	0.500 (12.7)	0.187 (4.8)	1.000 (25.4)	100	R4300, R6600
Fig. 44	PSPT-500-175-YL	Yellow	8-1	0.187 (4.8)	0.450 (11.4)	0.500 (12.7)	0.187 (4.8)	1.750 (44.5)	100	R4300, R6600
Fig. 77	PSPT-500-2-YL-R	Yellow	8-1	0.187 (4.8)	0.450 (11.4)	0.500 (12.7)	0.187 (4.8)	2.000 (50.8)	70	R4300, R6600
Fig. 44	PSPT-750-1-YL	Yellow	8-1	0.250 (6.4)	0.700 (17.8)	0.750 (19.1)	0.250 (6.4)	1.000 (25.4)	100	R4300, R6600
Fig. 44	PSPT-750-175-YL	Yellow	8-1	0.250 (6.4)	0.700 (17.8)	0.750 (19.1)	0.250 (6.4)	1.750 (44.5)	100	R4300, R6600
Fig. 77	PSPT-750-2-YL-R	Yellow	2 to 4/0	0.250 (6.4)	0.700 (17.8)	0.750 (19.1)	0.250 (6.4)	2.000 (50.8)	70	R4300, R6600
Fig. 44	PSPT-1000-1-YL	Yellow	500-1	0.375 (9.5)	0.950 (24.1)	1.000 (25.4)	0.375 (9.5)	1.000 (25.4)	50	R4300, R6600
Fig. 44	PSPT-1000-175-YL	Yellow	500-1	0.375 (9.5)	0.950 (24.1)	1.000 (25.4)	0.375 (9.5)	1.750 (44.5)	50	R4300, R6600
Fig. 77	PSPT-1000-2-YL-R	Yellow	2 to 0.95	0.375 (9.5)	0.950 (24.1)	1.000 (25.4)	0.375 (9.5)	2.000 (50.8)	70	R4300, R6600

# Wire & Cable Materials

## B-342 PSPT PermaSleeves (cont.)

Diagram	Catalog #	Color	Approx. Wire Gauge	Minimum Wire Diameter	Maximum Wire Diameter	Diameter as Supplied B	Recovered Diameter	Sleeve Width A	Qty. Per Roll	Suggested Ribbon Series
Fig. 77	PSPT-094-2-BK-R	Black	28-20	0.023 (0.6)	0.080 (2)	0.094 (2.4)	0.023 (0.6)	2.000 (50.8)	70	R4300, R6600
Fig. 44	PSPT-125-1-BK	Black	22-16	0.046 (1.2)	0.110 (2.8)	0.125 (3.2)	0.046 (1.2)	1.000 (25.4)	100	R4300, R6600
Fig. 77	PSPT-125-2-BK-R	Black	22-16	0.046 (1.2)	0.110 (2.8)	0.125 (3.2)	0.046 (1.2)	2.000 (50.8)	70	R4300, R6600
Fig. 44	PSPT-187-1-BK	Black	18-12	0.062 (1.6)	0.150 (3.8)	0.187 (4.8)	0.062 (1.6)	1.000 (25.4)	100	R4300, R6600
Fig. 44	PSPT-187-175-BK	Black	18-12	0.062 (1.6)	0.150 (3.8)	0.187 (4.8)	0.062 (1.6)	1.750 (44.5)	100	R4300, R6600
Fig. 44	PSPT-187-2-BK-R	Black	20-10	0.062 (1.6)	0.150 (3.8)	0.187 (4.8)	0.062 (1.6)	2.000 (50.8)	70	R4300, R6600
Fig. 44	PSPT-250-1-BK	Black	16-10	0.094 (2.4)	0.215 (5.5)	0.250 (6.4)	0.094 (2.4)	1.000 (25.4)	100	R4300, R6600
Fig. 44	PSPT-250-2-BK-R	Black	16-8	0.094 (2.4)	0.215 (5.5)	0.250 (6.4)	0.094 (2.4)	2.000 (50.8)	70	R4300, R6600
Fig. 44	PSPT-375-2-BK-R	Black	12-4	0.125 (3.2)	0.320 (8.1)	0.375 (9.5)	0.125 (3.2)	2.000 (50.8)	70	R4300, R6600
Fig. 44	PSPT-500-175-BK	Black	8-1	0.187 (4.8)	0.450 (11.4)	0.500 (12.7)	0.187 (4.8)	1.750 (44.5)	100	R4300, R6600
Fig. 77	PSPT-500-2-BK-R	Black	8-1	0.187 (4.8)	0.450 (11.4)	0.500 (12.7)	0.187 (4.8)	2.000 (50.8)	70	R4300, R6600
Fig. 77	PSPT-750-2-BK-R	Black	2 to 4/0	0.250 (6.4)	0.700 (17.8)	0.750 (19.1)	0.250 (6.4)	2.000 (50.8)	70	R4300, R6600
Fig. 44	PSPT-1000-2-BK-R	Black	2 to 0.95	0.375 (9.5)	0.950 (24.1)	1.000 (25.4)	0.375 (9.5)	2.000 (50.8)	70	R4300, R6600
Fig. 44	PSPT-1000-175-BK	Black	500-1	0.375 (9.5)	0.950 (24.1)	1.000 (25.4)	0.375 (9.5)	1.750 (44.5)	50	R4300, R6600
Fig. 44	PSPT-094-1-BL	Blue	28-18	0.023 (0.6)	0.080 (2)	0.094 (2.4)	0.023 (0.6)	1.000 (25.4)	100	R4300, R6600
Fig. 44	PSPT-094-175-BL	Blue	28-18	0.023 (0.6)	0.080 (2)	0.094 (2.4)	0.023 (0.6)	1.750 (44.5)	100	R4300, R6600
Fig. 44	PSPT-125-1-BL	Blue	22-16	0.046 (1.2)	0.110 (2.8)	0.125 (3.2)	0.046 (1.2)	1.000 (25.4)	100	R4300, R6600
Fig. 44	PSPT-187-1-BL	Blue	18-12	0.062 (1.6)	0.150 (3.8)	0.187 (4.8)	0.062 (1.6)	1.000 (25.4)	100	R4300, R6600
Fig. 44	PSPT-375-1-BL	Blue	12-6	0.125 (3.2)	0.320 (8.1)	0.375 (9.5)	0.125 (3.2)	1.000 (25.4)	100	R4300, R6600
Fig. 44	PSPT-375-175-BL	Blue	12-6	0.125 (3.2)	0.320 (8.1)	0.375 (9.5)	0.125 (3.2)	1.750 (44.5)	100	R4300, R6600
Fig. 44	PSPT-500-175-BL	Blue	8-1	0.187 (4.8)	0.450 (11.4)	0.500 (12.7)	0.187 (4.8)	1.750 (44.5)	100	R4300, R6600
Fig. 44	PSPT-1000-175-BL	Blue	500-1	0.375 (9.5)	0.950 (24.1)	1.000 (25.4)	0.375 (9.5)	1.750 (44.5)	50	R4300, R6600
Fig. 44	PSPT-094-1-GR	Green	28-18	0.023 (0.6)	0.080 (2)	0.094 (2.4)	0.023 (0.6)	1.000 (25.4)	100	R4300, R6600
Fig. 44	PSPT-125-175-GR	Green	22-16	0.046 (1.2)	0.110 (2.8)	0.125 (3.2)	0.046 (1.2)	1.750 (44.5)	100	R4300, R6600
Fig. 44	PSPT-187-1-GR	Green	18-12	0.062 (1.6)	0.150 (3.8)	0.187 (4.8)	0.062 (1.6)	1.000 (25.4)	100	R4300, R6600
Fig. 44	PSPT-187-175-GR	Green	18-12	0.062 (1.6)	0.150 (3.8)	0.187 (4.8)	0.062 (1.6)	1.750 (44.5)	100	R4300, R6600
Fig. 44	PSPT-250-175-GR	Green	16-10	0.094 (2.4)	0.215 (5.5)	0.250 (6.4)	0.094 (2.4)	1.750 (44.5)	100	R4300, R6600
Fig. 44	PSPT-375-175-GR	Green	12-6	0.125 (3.2)	0.320 (8.1)	0.375 (9.5)	0.125 (3.2)	1.750 (44.5)	100	R4300, R6600
Fig. 44	PSPT-500-175-GR	Green	8-1	0.187 (4.8)	0.450 (11.4)	0.500 (12.7)	0.187 (4.8)	1.750 (44.5)	100	R4300, R6600
Fig. 44	PSPT-1000-175-GR	Green	500-1	0.375 (9.5)	0.950 (24.1)	1.000 (25.4)	0.375 (9.5)	1.750 (44.5)	50	R4300, R6600
Fig. 44	PSPT-094-1-OR	Orange	28-18	0.023 (0.6)	0.080 (2)	0.094 (2.4)	0.023 (0.6)	1.000 (25.4)	100	R4300, R6600
Fig. 44	PSPT-094-175-OR	Orange	28-18	0.023 (0.6)	0.080 (2)	0.094 (2.4)	0.023 (0.6)	1.750 (44.5)	100	R4300, R6600
Fig. 44	PSPT-125-175-OR	Orange	22-16	0.046 (1.2)	0.110 (2.8)	0.125 (3.2)	0.046 (1.2)	1.750 (44.5)	100	R4300, R6600
Fig. 44	PSPT-187-175-OR	Orange	18-12	0.062 (1.6)	0.150 (3.8)	0.187 (4.8)	0.062 (1.6)	1.750 (44.5)	100	R4300, R6600
Fig. 44	PSPT-250-1-OR	Orange	16-10	0.094 (2.4)	0.215 (5.5)	0.250 (6.4)	0.094 (2.4)	1.000 (25.4)	100	R4300, R6600
Fig. 44	PSPT-250-175-OR	Orange	16-10	0.094 (2.4)	0.215 (5.5)	0.250 (6.4)	0.094 (2.4)	1.750 (44.5)	100	R4300, R6600
Fig. 44	PSPT-375-1-OR	Orange	12-6	0.125 (3.2)	0.320 (8.1)	0.375 (9.5)	0.125 (3.2)	1.000 (25.4)	100	R4300, R6600
Fig. 44	PSPT-375-175-OR	Orange	12-6	0.125 (3.2)	0.320 (8.1)	0.375 (9.5)	0.125 (3.2)	1.750 (44.5)	100	R4300, R6600
Fig. 44	PSPT-500-1-OR	Orange	8-1	0.187 (4.8)	0.450 (11.4)	0.500 (12.7)	0.187 (4.8)	1.000 (25.4)	100	R4300, R6600
Fig. 44	PSPT-1000-175-OR	Orange	500-1	0.375 (9.5)	0.950 (24.1)	1.000 (25.4)	0.375 (9.5)	1.750 (44.5)	50	R4300, R6600
Fig. 44	PSPT-094-1-RD	Red	28-18	0.023 (0.6)	0.080 (2)	0.094 (2.4)	0.023 (0.6)	1.000 (25.4)	100	R4300, R6600
Fig. 44	PSPT-125-1-RD	Red	22-16	0.046 (1.2)	0.110 (2.8)	0.125 (3.2)	0.046 (1.2)	1.000 (25.4)	100	R4300, R6600
Fig. 44	PSPT-187-1-RD	Red	18-12	0.062 (1.6)	0.150 (3.8)	0.187 (4.8)	0.062 (1.6)	1.000 (25.4)	100	R4300, R6600
Fig. 44	PSPT-187-175-RD	Red	18-12	0.062 (1.6)	0.150 (3.8)	0.187 (4.8)	0.062 (1.6)	1.750 (44.5)	100	R4300, R6600
Fig. 44	PSPT-250-1-RD	Red	16-10	0.094 (2.4)	0.215 (5.5)	0.250 (6.4)	0.094 (2.4)	1.000 (25.4)	100	R4300, R6600
Fig. 44	PSPT-250-175-RD	Red	16-10	0.094 (2.4)	0.215 (5.5)	0.250 (6.4)	0.094 (2.4)	1.750 (44.5)	100	R4300, R6600
Fig. 44	PSPT-375-1-RD	Red	12-6	0.125 (3.2)	0.320 (8.1)	0.375 (9.5)	0.125 (3.2)	1.000 (25.4)	100	R4300, R6600
Fig. 44	PSPT-375-175-RD	Red	12-6	0.125 (3.2)	0.320 (8.1)	0.375 (9.5)	0.125 (3.2)	1.750 (44.5)	100	R4300, R6600
Fig. 44	PSPT-500-175-RD	Red	8-1	0.187 (4.8)	0.450 (11.4)	0.500 (12.7)	0.187 (4.8)	1.750 (44.5)	100	R4300, R6600
Fig. 44	PSPT-1000-175-RD	Red	500-1	0.375 (9.5)	0.950 (24.1)	1.000 (25.4)	0.375 (9.5)	1.750 (44.5)	50	R4300, R6600
Fig. 44	PSPT-250-1-PK	Pink	16-10	0.094 (2.4)	0.215 (5.5)	0.250 (6.4)	0.094 (2.4)	1.000 (25.4)	100	R4300, R6600
Fig. 44	PSPT-375-175-PK	Pink	12-6	0.125 (3.2)	0.320 (8.1)	0.375 (9.5)	0.125 (3.2)	1.750 (44.5)	100	R4300, R6600
Fig. 44	PSPT-1000-175-PK	Pink	500-1	0.375 (9.5)	0.950 (24.1)	1.000 (25.4)	0.375 (9.5)	1.750 (44.5)	50	R4300, R6600
Fig. 44	PSPT-187-1-VT	Violet	18-12	0.062 (1.6)	0.150 (3.8)	0.187 (4.8)	0.062 (1.6)	1.000 (25.4)	100	R4300, R6600
Fig. 44	PSPT-1000-175-VT	Violet	500-1	0.375 (9.5)	0.950 (24.1)	1.000 (25.4)	0.375 (9.5)	1.750 (44.5)	50	R4300, R6600
Fig. 44	PSPT-375-1-GY	Gray	12-6	0.125 (3.2)	0.320 (8.1)	0.375 (9.5)	0.125 (3.2)	1.000 (25.4)	100	R4300, R6600
Fig. 44	PSPT-1000-175-GY	Gray	500-1	0.375 (9.5)	0.950 (24.1)	1.000 (25.4)	0.375 (9.5)	1.750 (44.5)	50	R4300, R6600
Fig. 44	PSPT-500-175-BR	Brown	8-1	0.187 (4.8)	0.450 (11.4)	0.500 (12.7)	0.187 (4.8)	1.750 (44.5)	100	R4300, R6600
Fig. 44	PSPT-1000-175-BR	Brown	500-1	0.375 (9.5)	0.950 (24.1)	1.000 (25.4)	0.375 (9.5)	1.750 (44.5)	50	R4300, R6600

# Wire & Cable Materials

## PermaSleeve® PSHT High Heat Wire Marking Sleeves (B-345)

Specifically designed for high temperature and low vacuum outgassing applications.

### • B-345 PSHT Polyolefin PermaSleeves -

Made from irradiated high temperature PVDF and have an operating temperature of -67°F to +437°F (-55°C to +225°C). Meets industry specifications: NASA SP-R-0022A Outgassing Performance; SAE-AS-81531; MIL-STD-202; RoHS compliant.

Tested per: SAE-AMS-DTL-23053/18, Class 2; ASTM E162, ASTM E662

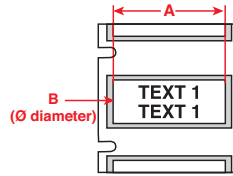


Figure 44



Diagram	Catalog #	Color	Approx. Wire Gauge	Minimum Wire Diameter	Maximum Wire Diameter	Diameter as Supplied B	Recovered Diameter	Sleeve Width A	Qty. Per Roll	Suggested Ribbon Series
Fig. 44	PSHT-094-1-WT	White	26-18	0.031 (0.8)	0.080 (2)	0.094 (2.4)	0.031 (0.8)	1.000 (25.4)	100	R4400W, R6000, R6600, R6800
Fig. 44	PSHT-094-175-WT	White	26-18	0.031 (0.8)	0.080 (2)	0.094 (2.4)	0.031 (0.8)	1.750 (44.5)	100	R4400W, R6000, R6600, R6800
Fig. 44	PSHT-094-1-YL	Yellow	26-18	0.031 (0.8)	0.080 (2)	0.094 (2.4)	0.031 (0.8)	1.000 (25.4)	100	R4400W, R6000, R6600, R6800
Fig. 44	PSHT-094-175-YL	Yellow	26-18	0.031 (0.8)	0.080 (2)	0.094 (2.4)	0.031 (0.8)	1.750 (44.5)	100	R4400W, R6000, R6600, R6800
Fig. 44	PSHT-125-1-BK	Black	20-16	0.063 (1.6)	0.110 (2.8)	0.125 (3.2)	0.063 (1.6)	1.000 (25.4)	100	R4400W, R6000, R6600, R6800
Fig. 44	PSHT-125-1-BL	Blue	20-16	0.063 (1.6)	0.110 (2.8)	0.125 (3.2)	0.063 (1.6)	1.000 (25.4)	100	R4400W, R6000, R6600, R6800
Fig. 44	PSHT-125-175-BL	Blue	20-16	0.063 (1.6)	0.110 (2.8)	0.125 (3.2)	0.063 (1.6)	1.750 (44.5)	100	R4400W, R6000, R6600, R6800
Fig. 44	PSHT-125-1-PK	Pink	20-16	0.063 (1.6)	0.110 (2.8)	0.125 (3.2)	0.063 (1.6)	1.000 (25.4)	100	R4400W, R6000, R6600, R6800
Fig. 44	PSHT-125-1-WT	White	20-16	0.063 (1.6)	0.110 (2.8)	0.125 (3.2)	0.063 (1.6)	1.000 (25.4)	100	R4400W, R6000, R6600, R6800
Fig. 44	PSHT-125-175-WT	White	20-16	0.063 (1.6)	0.110 (2.8)	0.125 (3.2)	0.063 (1.6)	1.750 (44.5)	100	R4400W, R6000, R6600, R6800
Fig. 44	PSHT-125-1-YL	Yellow	20-16	0.063 (1.6)	0.110 (2.8)	0.125 (3.2)	0.063 (1.6)	1.000 (25.4)	100	R4400W, R6000, R6600, R6800
Fig. 44	PSHT-125-175-YL	Yellow	20-16	0.063 (1.6)	0.110 (2.8)	0.125 (3.2)	0.063 (1.6)	1.750 (44.5)	100	R4400W, R6000, R6600, R6800
Fig. 44	PSHT-187-175-BL	Blue	16-12	0.094 (2.4)	0.150 (3.8)	0.187 (4.8)	0.094 (2.4)	1.750 (44.5)	100	R4400W, R6000, R6600, R6800
Fig. 44	PSHT-187-1-WT	White	16-12	0.094 (2.4)	0.150 (3.8)	0.187 (4.8)	0.094 (2.4)	1.000 (25.4)	100	R4400W, R6000, R6600, R6800
Fig. 44	PSHT-187-175-WT	White	16-12	0.094 (2.4)	0.150 (3.8)	0.187 (4.8)	0.094 (2.4)	1.750 (44.5)	100	R4400W, R6000, R6600, R6800
Fig. 44	PSHT-187-1-YL	Yellow	16-12	0.094 (2.4)	0.150 (3.8)	0.187 (4.8)	0.094 (2.4)	1.000 (25.4)	100	R4400W, R6000, R6600, R6800
Fig. 44	PSHT-187-175-YL	Yellow	16-12	0.094 (2.4)	0.150 (3.8)	0.187 (4.8)	0.094 (2.4)	1.000 (25.4)	100	R4400W, R6000, R6600, R6800
Fig. 44	PSHT-250-1-WT	White	14-8	0.125 (3.2)	0.215 (5.5)	0.250 (6.4)	0.125 (3.2)	1.000 (25.4)	100	R4400W, R6000, R6600, R6800
Fig. 44	PSHT-250-175-WT	White	14-8	0.125 (3.2)	0.215 (5.5)	0.250 (6.4)	0.125 (3.2)	1.750 (44.5)	100	R4400W, R6000, R6600, R6800
Fig. 44	PSHT-250-1-YL	Yellow	14-8	0.125 (3.2)	0.215 (5.5)	0.250 (6.4)	0.125 (3.2)	1.000 (25.4)	100	R4400W, R6000, R6600, R6800
Fig. 44	PSHT-250-175-YL	Yellow	14-8	0.125 (3.2)	0.215 (5.5)	0.250 (6.4)	0.125 (3.2)	1.750 (44.5)	100	R4400W, R6000, R6600, R6800
Fig. 44	PSHT-375-1-WT	White	10-6	0.187 (4.7)	0.320 (8.1)	0.375 (9.5)	0.187 (4.7)	1.000 (25.4)	100	R4400W, R6000, R6600, R6800
Fig. 44	PSHT-375-175-WT	White	10-6	0.187 (4.7)	0.320 (8.1)	0.375 (9.5)	0.187 (4.7)	1.750 (44.5)	100	R4400W, R6000, R6600, R6800
Fig. 44	PSHT-375-1-YL	Yellow	10-6	0.187 (4.7)	0.320 (8.1)	0.375 (9.5)	0.187 (4.7)	1.000 (25.4)	100	R4400W, R6000, R6600, R6800
Fig. 44	PSHT-375-175-YL	Yellow	10-6	0.187 (4.7)	0.320 (8.1)	0.375 (9.5)	0.187 (4.7)	1.750 (44.5)	100	R4400W, R6000, R6600, R6800
Fig. 44	PSHT-500-1-WT	White	8-1	0.250 (6.4)	0.450 (11.4)	0.500 (12.7)	0.250 (6.4)	1.000 (25.4)	100	R4400W, R6000, R6600, R6800
Fig. 44	PSHT-500-175-WT	White	8-1	0.250 (6.4)	0.450 (11.4)	0.500 (12.7)	0.250 (6.4)	1.750 (44.5)	100	R4400W, R6000, R6600, R6800
Fig. 44	PSHT-500-1-YL	Yellow	8-1	0.250 (6.4)	0.450 (11.4)	0.500 (12.7)	0.250 (6.4)	1.000 (25.4)	100	R4400W, R6000, R6600, R6800
Fig. 44	PSHT-500-175-YL	Yellow	8-1	0.250 (6.4)	0.450 (11.4)	0.500 (12.7)	0.250 (6.4)	1.750 (44.5)	100	R4400W, R6000, R6600, R6800
Fig. 44	PSHT-750-1-WT	White	4	0.375 (9.5)	0.700 (17.8)	0.750 (19.1)	0.375 (9.5)	1.000 (25.4)	100	R4400W, R6000, R6600, R6800
Fig. 44	PSHT-750-175-WT	White	4	0.375 (9.5)	0.700 (17.8)	0.750 (19.1)	0.375 (9.5)	1.750 (44.5)	100	R4400W, R6000, R6600, R6800
Fig. 44	PSHT-750-1-YL	Yellow	4	0.375 (9.5)	0.700 (17.8)	0.750 (19.1)	0.375 (9.5)	1.000 (25.4)	100	R4400W, R6000, R6600, R6800
Fig. 44	PSHT-750-175-YL	Yellow	4	0.375 (9.5)	0.700 (17.8)	0.750 (19.1)	0.375 (9.5)	1.750 (44.5)	100	R4400W, R6000, R6600, R6800
Fig. 44	PSHT-1000-1-WT	White	-	0.450 (11.4)	0.950 (24.1)	1.000 (25.4)	0.450 (11.4)	1.000 (25.4)	50	R4400W, R6000, R6600, R6800
Fig. 44	PSHT-1000-175-WT	White	-	0.450 (11.4)	0.950 (24.1)	1.000 (25.4)	0.450 (11.4)	1.750 (44.5)	50	R4400W, R6000, R6600, R6800
Fig. 44	PSHT-1000-1-YL	Yellow	-	0.450 (11.4)	0.950 (24.1)	1.000 (25.4)	0.450 (11.4)	1.000 (25.4)	50	R4400W, R6000, R6600, R6800
Fig. 44	PSHT-1000-175-YL	Yellow	-	0.450 (11.4)	0.950 (24.1)	1.000 (25.4)	0.450 (11.4)	1.750 (44.5)	50	R4400W, R6000, R6600, R6800

# Terminal Block / Patch Panel Materials

## Terminal Block & Patch Panel Adhesive Strips (B-422, B-428, B-430, B-483, B-498)

When using terminal block mode, printer can serialize and pre-space to your special thin widths to fit terminal blocks.

- **B-422 Glossy Polyester Material** - Permanent adhesive, good for powder-coated/textured surfaces. Best on flat surfaces. Temp. range: -40°F to 212°F (-40°C to 100°C). UL recognized.
- **B-428 Metalized Polyester Material** - Permanent adhesive, silver finish. Temp. range: -40°F to 176°F (-40°C to 80°C). UL recognized.
- **B-430 Clear Glossy Polyester** - Translucent, high performance polyester material with a glossy finish. Non-colored label with permanent adhesive. Good for general purpose thermal transfer printing.
- **B-483 Polyester Material** - Permanent adhesive for powder-coated/textured surfaces. Best on flat surfaces Temp. range: -40°F to 248°F (-40°C to 120°C). UL recognized.
- **B-498 Repositionable Vinyl Cloth Material** - Special adhesive stays put, but marker can be removed and reapplied if necessary. Temp. range -40°F to 175°F (-40°C to 70°C). UL recognized.

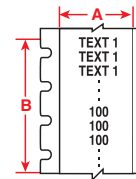



Figure 30

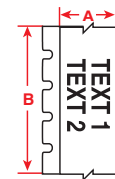


Figure 33

**Improved Registration!** The M61C- parts below come on a notched liner which helps the BMP61 printer achieve improved registration.

Diagram	Catalog #	B#	Color	Label Width A Inch (mm)	Label Height B Inch (mm)	Labels/Roll	Rec. Ribbon Series
<b>B-422 Polyester</b>							
Fig. 33	M61C-375-422 *	B-422	White	0.375 (9.53)	50 ft (15.24 m)	1 cont.	R4400, R6000, R6900
Fig. 33	M61C-475-422 *	B-422	White	0.475 (12.07)	50 ft (15.24 m)	1 cont.	R4400, R6000, R6900
Fig. 33	M61C-500-422 *	B-422	White	0.500 (12.7)	50 ft (15.24 m)	1 cont.	R4400, R6000, R6900
Fig. 33	M61C-625-422 *	B-422	White	0.625 (15.88)	50 ft (15.24 m)	1 cont.	R4400, R6000, R6900
<b>B-428 Metalized Polyester</b>							
Fig. 33	M61C-500-428 *	B-428	Lt. Grey	0.500 (12.7)	50 ft (15.24 m)	1 cont.	R4300
<b>B-430 Clear Polyester</b>							
Fig. 33	M61C-375-430 *	B-430	Clear	0.375 (9.53)	50 ft (15.24 m)	1 cont.	R4400, R6000, R6200, R6900
Fig. 33	M61C-500-430 *	B-430	Clear	0.500 (12.7)	50 ft (15.24 m)	1 cont.	R4400, R6000, R6200, R6900
<b>B-483 Ultra Aggressive Polyester</b>							
Fig. 30	M61C-500-483 *	B-483	White	0.500 (12.7)	50 ft (15.24 m)	1 cont.	R4400, R6000, R6200, R6900
<b>B-498 Repositionable Vinyl Cloth</b>							
Fig. 30	PTLTB-498-240	B-498	White	0.240 (6.1)	30 ft (9.14 m)	1 cont.	R4300, R6200
Fig. 30	PTLTB-498-318	B-498	White	0.240 (6.1)	30 ft (9.14 m)	1 cont.	R4300, R6200
Fig. 30	M61C-240-498 *	B-498	White	0.240 (6.1)	30 ft (9.14 m)	1 cont.	R6200
Fig. 30	PTLTB-498-375	B-498	White	0.240 (6.1)	30 ft (9.14 m)	1 cont.	R4300, R6200
Fig. 30	BPTLTB-498-375	B-498	White	0.240 (6.1)	300 ft (91.44 m)	1 cont.	R6200, R4300, R6000
Fig. 30	BPTLTB-498-240	B-498	White	0.240 (6.1)	300 ft (91.44 m)	1 cont.	R6200, R4300, R6000
Fig. 30	BPTLTB-498-318	B-498	White	0.240 (6.1)	300 ft (91.44 m)	1 cont.	R6200, R4300, R6000
Fig. 30	M61C-318-498 *	B-498	White	0.318 (8.08)	30 ft (9.14 m)	1 cont.	R6200
Fig. 30	M61C-375-498 *	B-498	White	0.375 (9.53)	30 ft (9.14 m)	1 cont.	R6200
Fig. 30	PTL-8-498	B-498	White	0.500 (12.7)	30 ft (9.14 m)	1 cont.	R4300, R6200

\* M61C parts are only compatible with the BMP61 and BMP71 printers; not compatible with the TLS2200 or PC Link printers.

## BMP®61 Magnet Accessory

(Catalog Number: BMP-MAGNET-1)

The heavy-duty magnet accessory\* allows you to go hands-free with your BMP®61 printer. Simply attach the magnet to the back of your printer and then stick it to any magnetized surface.

\*Sold separately.



# ▶ Raised Panel Materials

## Raised Panel (B-593)

- **B-593 Foam Backed Polyester Material** - Glossy, foam-backed polyester with permanent adhesive, coined a "raised panel" label. Ideal for external pushbuttons, switches, and internal connection points. Can be printed with alphanumeric for use as rating and serial plates.

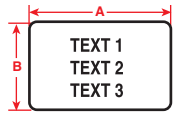


Figure 29

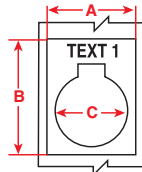


Figure 49



Diagram	Catalog #	B#	Color	Label Width A Inch (mm)	Label Height B Inch (mm)	Hole Dia Inch (mm)	Labels/Roll	Rec. Ribbon Series
<b>B-593 Raised Panel Push Button Format</b>								
Fig. 49	PTLEP-167-593	B-593	White	1.200 (30.48)	1.500 (38.1)	0.886 (22.5)	100	R4400, R6000
Fig. 49	PTLEP-169-593	B-593	White	1.800 (45.72)	1.800 (45.7)	1.201 (30.5)	100	R4400, R6000
Fig. 49	PTLEP-168-593	B-593	White	1.200 (30.48)	1.900 (48.3)	0.886 (22.5)	100	R4400, R6000
Fig. 49	PTLEP-167-593-YL	B-593	Yellow	1.200 (30.48)	1.500 (38.1)	0.886 (22.5)	100	R4400, R6000
Fig. 49	PTLEP-169-593-YL	B-593	Yellow	1.800 (45.72)	1.800 (45.7)	1.201 (30.5)	100	R4400, R6000
Fig. 49	PTLEP-168-593-YL	B-593	Yellow	1.200 (30.48)	1.900 (48.3)	0.886 (22.5)	100	R4400, R6000
Fig. 49	PTLEP-167-593-RD	B-593	Red	1.200 (30.48)	1.500 (38.1)	0.886 (22.5)	100	R4400, R6000
Fig. 49	PTLEP-169-593-RD	B-593	Red	1.800 (45.72)	1.800 (45.7)	1.201 (30.5)	100	R4400, R6000
Fig. 49	PTLEP-168-593-RD	B-593	Red	1.200 (30.48)	1.900 (48.3)	0.886 (22.5)	100	R4400, R6000
Fig. 49	PTLEP-167-593-GN	B-593	Green	1.200 (30.48)	1.500 (38.1)	0.886 (22.5)	100	R4400, R6000
Fig. 49	PTLEP-169-593-GN	B-593	Green	1.800 (45.72)	1.800 (45.7)	1.201 (30.5)	100	R4400, R6000
Fig. 49	PTLEP-168-593-GN	B-593	Green	1.200 (30.48)	1.900 (48.3)	0.886 (22.5)	100	R4400, R6000
Fig. 49	PTLEP-167-593-BK	B-593	Black	1.200 (30.48)	1.500 (38.1)	0.886 (22.5)	100	R4400, R6000
Fig. 49	PTLEP-169-593-BK	B-593	Black	1.800 (45.72)	1.800 (45.7)	1.201 (30.5)	100	R4400, R6000
Fig. 49	PTLEP-168-593-BK	B-593	Black	1.200 (30.48)	1.900 (48.3)	0.886 (22.5)	100	R4400, R6000
<b>B-593 Raised Panel Rectangular Format</b>								
Fig. 29	PTLEP-171-593	B-593	White	1.060 (26.9)	0.490 (12.4)	-	200	R4400, R6000
Fig. 29	PTLEP-173-593	B-593	White	1.000 (25.4)	2.000 (50.8)	-	100	R4400, R6000
Fig. 29	PTLEP-176-593	B-593	White	1.000 (25.4)	3.000 (76.2)	-	50	R4400, R6000
Fig. 29	PTLEP-174-593	B-593	White	1.000 (25.4)	4.000 (101.6)	-	50	R4400, R6000
Fig. 29	PTLEP-171-593-YL	B-593	Yellow	1.060 (26.9)	0.490 (12.4)	-	200	R4400, R6000
Fig. 29	PTLEP-173-593-YL	B-593	Yellow	1.000 (25.4)	2.000 (50.8)	-	100	R4400, R6000
Fig. 29	PTLEP-176-593-YL	B-593	Yellow	1.000 (25.4)	3.000 (76.2)	-	50	R4400, R6000
Fig. 29	PTLEP-174-593-YL	B-593	Yellow	1.000 (25.4)	4.000 (101.6)	-	50	R4400, R6000
Fig. 29	PTLEP-171-593-RD	B-593	Red	1.060 (26.9)	0.490 (12.4)	-	200	R4400, R6000
Fig. 29	PTLEP-173-593-RD	B-593	Red	1.000 (25.4)	2.000 (50.8)	-	100	R4400, R6000
Fig. 29	PTLEP-176-593-RD	B-593	Red	1.000 (25.4)	3.000 (76.2)	-	50	R4400, R6000
Fig. 29	PTLEP-174-593-RD	B-593	Red	1.000 (25.4)	4.000 (101.6)	-	50	R4400, R6000
Fig. 29	PTLEP-171-593-GN	B-593	Green	1.060 (26.9)	0.490 (12.4)	-	200	R4400, R6000
Fig. 29	PTLEP-173-593-GN	B-593	Green	1.000 (25.4)	2.000 (50.8)	-	100	R4400, R6000
Fig. 29	PTLEP-176-593-GN	B-593	Green	1.000 (25.4)	3.000 (76.2)	-	50	R4400, R6000
Fig. 29	PTLEP-174-593-GN	B-593	Green	1.000 (25.4)	4.000 (101.6)	-	50	R4400, R6000
Fig. 29	PTLEP-171-593-SL	B-593	Silver	1.060 (26.9)	0.490 (12.4)	-	200	R4400, R6000
Fig. 29	PTLEP-173-593-SL	B-593	Silver	1.000 (25.4)	2.000 (50.8)	-	100	R4400, R6000
Fig. 29	PTLEP-174-593-SL	B-593	Silver	1.000 (25.4)	4.000 (101.6)	-	50	R4400, R6000
Fig. 29	PTLEP-171-593-BK	B-593	Black	1.060 (26.9)	0.490 (12.4)	-	200	R4400, R6000
Fig. 29	PTLEP-173-593-BK	B-593	Black	1.000 (25.4)	2.000 (50.8)	-	100	R4400, R6000
Fig. 29	PTLEP-176-593-BK	B-593	Black	1.000 (25.4)	3.000 (76.2)	-	50	R4400, R6000
Fig. 29	PTLEP-174-593-BK	B-593	Black	1.000 (25.4)	4.000 (101.6)	-	50	R4400, R6000

**Due to the rigid nature of B-593 labels, they feed into the printer through the bulk media feature at the top of the printer.**





# Asset Tracking Materials

## Metalized Asset Tracking (B-428, B-435, B-486)

- **B-428 Metalized Polyester Material** - Permanent adhesive, silver finish. Temp. range: -40°F to 176°F (-40°C to 80°C). UL recognized.
- **B-435 Glossy Metalized Polyester Material** - Withstands numerous solvents and variable temps. Ideal for serial and rating plate applications with name-plate quality and a metal looking finish.
- **B-486 Ultra Aggressive Metalized Polyester Material** - Designed for high adhesion to textured metals, powder coated surfaces and low surface energy plastics. Withstands numerous solvents and variable temps.

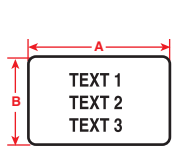


Figure 29

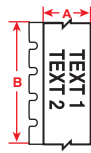


Figure 33

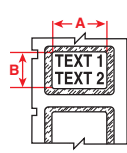


Figure 40

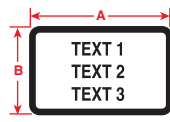


Figure 46  
(Includes black border)

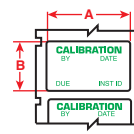


Figure 51

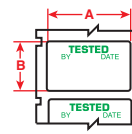


Figure 52

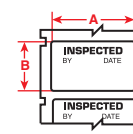


Figure 53

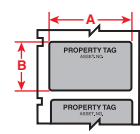


Figure 54

Diagram	Catalog #	B#	Color	Label Width A Inch (mm)	Label Height B Inch (mm)	Labels/Roll	Rec. Ribbon Series
<b>B-428 Metalized Polyester</b>							
Fig. 33	PTL-8-428	B-428	Lt. Grey	0.500 (12.7)	50 ft (15.24 m)	1 cont.	R4300
Fig. 51	PTL-30-428-CALI	B-428	Lt. Grey	0.750 (19.05)	1.500 (38.1)	250	R4300
Fig. 29	PTL-15-428	B-428	Lt. Grey	1.000 (25.4)	0.275 (7)	750	R4300
Fig. 29	PTL-17-428	B-428	Lt. Grey	1.000 (25.4)	0.500 (12.7)	500	R4300
Fig. 40	PTPSL-17-428	B-428	Lt. Grey	1.000 (25.4)	0.500 (12.7)	500	R4300
Fig. 29	PTL-22-428	B-428	Lt. Grey	1.000 (25.4)	3.000 (76.2)	100	R4300
Fig. 46	PTL-24-428-BK	B-428	Lt. Grey	1.130 (28.7)	0.500 (12.7)	500	R4300
Fig. 29	PTL-26-428	B-428	Lt. Grey	1.250 (31.75)	2.750 (69.9)	100	R4300
Fig. 40	PTPSL-26-428	B-428	Lt. Grey	1.250 (31.8)	2.750 (69.85)	100	R4300
Fig. 29	PTL-29-428	B-428	Lt. Grey	1.500 (38.1)	0.500 (12.7)	500	R4300
Fig. 54	PTL-35-428-PROP	B-428	Lt. Grey	1.630 (41.4)	0.750 (19.1)	250	R4300
Fig. 40	PTPSL-50-428	B-428	Lt. Grey	1.650 (41.9)	3.000 (76.2)	100	R4300
Fig. 29	PTL-37-428	B-428	Lt. Grey	1.900 (48.3)	3.000 (76.2)	100	R4300
Fig. 29	PTL-38-428	B-428	Lt. Grey	1.900 (48.3)	4.000 (101.6)	100	R4300
Fig. 40	PTPSL-20-428	B-428	Lt. Grey	2.000 (50.8)	1.000 (25.4)	100	R4300
Fig. 29	PTL-20-428	B-428	Lt. Grey	2.000 (50.8)	1.000 (25.4)	100	R4300
<b>B-435 Glossy Metalized Polyester</b>							
Fig. 29	PTL-16-435	B-435	Silver	1.000 (25.4)	0.375 (9.5)	500	R6000
Fig. 29	PTL-17-435	B-435	Silver	1.000 (25.4)	0.500 (12.7)	500	R6000
Fig. 29	PTL-29-435	B-435	Silver	1.500 (38.1)	0.500 (12.7)	500	R6000
Fig. 29	PTL-30-435	B-435	Silver	1.500 (38.1)	0.750 (19.1)	250	R6000
Fig. 29	PTL-31-435	B-435	Silver	1.500 (38.1)	1.000 (25.4)	250	R6000
Fig. 29	PTL-32-435	B-435	Silver	1.500 (38.1)	1.500 (38.1)	250	R6000
Fig. 29	PTL-37-435	B-435	Silver	1.900 (48.3)	3.000 (76.2)	100	R6000
Fig. 29	PTL-38-435	B-435	Silver	1.900 (48.3)	4.000 (101.6)	100	R6000
Fig. 29	PTL-20-435	B-435	Silver	2.000 (50.8)	1.000 (25.4)	100	R6000
<b>B-486 Ultra Aggressive Metalized Polyester</b>							
Fig. 29	PTL-16-486	B-486	Lt. Grey	1.000 (25.4)	0.375 (9.5)	500	R4300
Fig. 29	PTL-17-486	B-486	Lt. Grey	1.000 (25.4)	0.500 (12.7)	500	R4300
Fig. 29	PTL-19-486	B-486	Lt. Grey	1.000 (25.4)	1.000 (25.4)	250	R4300
Fig. 46	PTL-24-486-BK	B-486	Lt. Grey	1.130 (28.7)	0.500 (12.7)	500	R4300
Fig. 29	PTL-29-486	B-486	Lt. Grey	1.500 (38.1)	0.500 (12.7)	500	R4300
Fig. 29	PTL-30-486	B-486	Lt. Grey	1.500 (38.1)	0.750 (19.1)	250	R4300
Fig. 29	PTL-31-486	B-486	Lt. Grey	1.500 (38.1)	1.000 (25.4)	250	R4300
Fig. 29	PTL-32-486	B-486	Lt. Grey	1.500 (38.1)	1.500 (38.1)	250	R4300
Fig. 29	PTL-37-486	B-486	Lt. Grey	1.900 (48.3)	3.000 (76.2)	100	R4300
Fig. 29	PTL-38-486	B-486	Lt. Grey	1.900 (48.3)	4.000 (101.6)	100	R4300
Fig. 29	PTL-20-486	B-486	Lt. Grey	2.000 (50.8)	1.000 (25.4)	100	R4300

# Asset Tracking Materials

## Non-Metalized Asset Tracking (B-422, B-423, B-483)

Materials used to identify assets and property from tools and warehouse equipment to office furniture and computers.

- **B-422 Polyester Material** - Permanent adhesive, good for powder-coated/textured surfaces. Temp. range: -40°F to 212°F (-40°C to 100°C). UL recognized.
- **B-423 Glossy White Polyester** - UL Recognized for outdoor use on glass, thermoset polyester plastic and polyvinyl fluoride plastic.
- **B-430 Clear Polyester Material**
- **B-483 Ultra Aggressive Polyester Material** - Permanent adhesive for powder-coated/textured surfaces. Best on flat surfaces Temp. range: -40°F to 248°F (-40°C to 120°C). UL recognized.

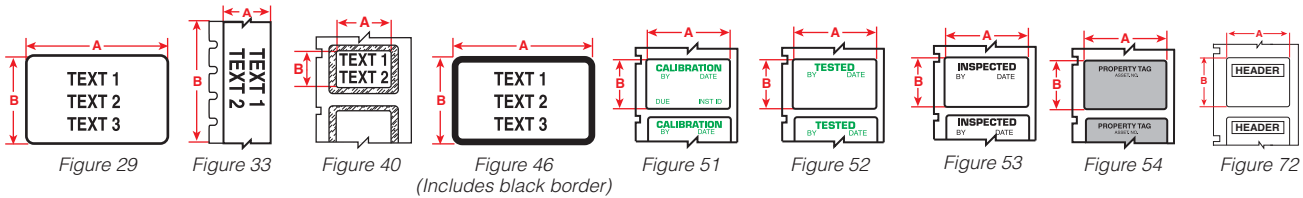


Diagram	Catalog #	B#	Color	Label Width A Inch (mm)	Label Height B Inch (mm)	Labels/Roll	Rec. Ribbon Series
<b>B-422 Permanent Polyester</b>							
Fig. 29	PTL-39-422	B-422	White	0.375 (9.53)	0.600 (15.2)	750	R4400, R6000, R6200
Fig. 33	PTL-46-422	B-422	White	0.375 (9.53)	50 ft (15.24 m)	1 cont.	R4400, R6000, R6200
Fig. 29	PTL-5-422	B-422	White	0.500 (12.7)	0.200 (5.1)	750	R4400, R6000, R6200
Fig. 29	PTL-44-422	B-422	White	0.500 (12.7)	0.375 (9.5)	500	R4400, R6000, R6200
Fig. 29	PTL-7-422	B-422	White	0.500 (12.7)	0.500 (12.7)	500	R4400, R6000, R6200
Fig. 33	PTL-8-422	B-422	White	0.500 (12.7)	50 ft (15.24 m)	1 cont.	R4400, R6000, R6200
Fig. 29	PTL-16-422	B-422	White	1.000 (25.4)	0.375 (9.5)	500	R4400, R6000, R6200
Fig. 40	PTPSL-17-422	B-422	White	1.000 (25.4)	0.500 (12.7)	500	R4400, R6000, R6200
Fig. 29	PTL-17-422	B-422	White	1.000 (25.4)	0.500 (12.7)	500	R4400, R6000, R6200
Fig. 29	PTL-19-422	B-422	White	1.000 (25.4)	1.000 (25.4)	250	R4400, R6000, R6200
Fig. 29	PTL-22-422	B-422	White	1.000 (25.4)	3.000 (76.2)	100	R4400, R6000, R6200
Fig. 29	PTL-23-422	B-422	White	1.000 (25.4)	4.000 (101.6)	100	R4400, R6000, R6200
Fig. 33	PTL-42-422	B-422	White	1.000 (25.4)	50 ft (15.24 m)	1 cont.	R4400, R6000, R6200
Fig. 40	PTPSL-26-422	B-422	White	1.250 (31.8)	2.750 (69.85)	100	R4400, R6000, R6200
Fig. 29	PTL-45-422	B-422	White	1.500 (38.1)	0.375 (9.5)	500	R4400, R6000, R6200
Fig. 29	PTL-29-422	B-422	White	1.500 (38.1)	0.500 (12.7)	500	R4400, R6000, R6200
Fig. 29	PTL-30-422	B-422	White	1.500 (38.1)	0.750 (19.1)	250	R4400, R6000, R6200
Fig. 29	PTL-32-422	B-422	White	1.500 (38.1)	1.500 (38.1)	250	R4400, R6000, R6200
Fig. 54	PTL-35-422-PROP	B-422	Black on Silver	1.630 (41.4)	0.750 (19.1)	250	R4400, R6000, R6200
Fig. 40	PTPSL-50-422	B-422	White	1.650 (41.9)	3.000 (76.2)	100	R4400, R6000, R6200
Fig. 33	PTL-43-422	B-422	White	1.900 (48.26)	50 ft (15.24 m)	1 cont.	R4400, R6000, R6200
Fig. 29	PTL-37-422	B-422	White	1.900 (48.3)	3.000 (76.2)	100	R4400, R6000, R6200
Fig. 29	PTL-38-422	B-422	White	1.900 (48.3)	4.000 (101.6)	100	R4400, R6000, R6200
Fig. 40	PTPSL-20-422	B-422	White	2.000 (50.8)	1.000 (25.4)	100	R4400, R6000, R6200
Fig. 29	PTL-20-422	B-422	White	2.000 (50.8)	1.000 (25.4)	100	R4400, R6000, R6200
<b>B-423 Glossy Permanent Polyester</b>							
Fig. 29	PTL-1-423	B-423	White	0.250 (6.35)	0.250 (6.4)	750	R4400, R6000, R6200
Fig. 29	PTL-3-423	B-423	White	0.375 (9.53)	0.375 (9.5)	500	R4400, R6000, R6200
Fig. 29	PTL-4-423	B-423	White	0.400 (10.2)	0.400 (10.2)	500	R4400, R6000, R6200
Fig. 29	PTL-5-423	B-423	White	0.500 (12.7)	0.200 (5.1)	750	R4400, R6000, R6200
Fig. 53	PTL-6-423	B-423	White	0.500 (12.7)	0.275 (7)	750	R4400, R6000, R6200
Fig. 29	PTL-7-423	B-423	White	0.500 (12.7)	0.500 (12.7)	500	R4400, R6000, R6200
Fig. 33	PTL-8-423	B-423	White	0.500 (12.7)	50 ft (15.24 m)	1 cont.	R4400, R6000, R6200
Fig. 29	PTL-9-423	B-423	White	0.650 (16.51)	0.200 (5.1)	750	R4400, R6000, R6200
Fig. 29	PTL-10-423	B-423	White	0.750 (19.05)	0.250 (6.4)	750	R4400, R6000, R6200
Fig. 53	PTL-30-423-INS	B-423	Black on White	0.750 (19.05)	1.500 (38.1)	250	R4400, R6000, R6200
Fig. 51	PTL-30-423-CALI	B-423	Green on White	0.750 (19.05)	1.500 (38.1)	250	R4400, R6000, R6200
Fig. 52	PTL-30-423-TEST	B-423	Green on White	0.750 (19.05)	1.500 (38.1)	250	R4400, R6000, R6200
Fig. 29	PTL-13-423	B-423	White	0.900 (22.86)	0.250 (6.4)	750	R4400, R6000, R6200

# Asset Tracking Materials

## Asset Tracking Materials (cont.)

Diagram	Catalog #	B#	Color	Label Width A Inch (mm)	Label Height B Inch (mm)	Labels/Roll	Rec. Ribbon Series
Fig. 29	PTL-14-423	B-423	White	1.000 (25.4)	0.187 (4.7)	750	R4400, R6000, R6200
Fig. 29	PTL-15-423	B-423	White	1.000 (25.4)	0.275 (7)	750	R4400, R6000, R6200
Fig. 29	PTL-16-423	B-423	White	1.000 (25.4)	0.375 (9.5)	500	R4400, R6000, R6200
Fig. 29	PTL-17-423	B-423	White	1.000 (25.4)	0.500 (12.7)	500	R4400, R6000, R6200
Fig. 29	PTL-19-423	B-423	White	1.000 (25.4)	1.000 (25.4)	250	R4400, R6000, R6200
Fig. 29	PTL-22-423	B-423	White	1.000 (25.4)	3.000 (76.2)	100	R4400, R6000, R6200
Fig. 29	PTL-23-423	B-423	White	1.000 (25.4)	4.000 (101.6)	100	R4400, R6000, R6200
Fig. 46	PTL-24-423-BK	B-423	White	1.130 (28.7)	0.500 (12.7)	500	R4400, R6000, R6200
Fig. 29	PTL-25-423	B-423	White	1.250 (31.75)	0.250 (6.4)	750	R4400, R6000, R6200
Fig. 29	PTL-26-423	B-423	White	1.250 (31.75)	2.750 (69.9)	100	R4400, R6000, R6200
Fig. 29	PTL-27-423	B-423	White	1.500 (38.1)	0.125 (3.2)	750	R4400, R6000, R6200
Fig. 29	PTL-28-423	B-423	White	1.500 (38.1)	0.250 (6.4)	750	R4400, R6000, R6200
Fig. 29	PTL-29-423	B-423	White	1.500 (38.1)	0.500 (12.7)	500	R4400, R6000, R6200
Fig. 29	PTL-31-423	B-423	White	1.500 (38.1)	1.000 (25.4)	250	R4400, R6000, R6200
Fig. 29	PTL-32-423	B-423	White	1.500 (38.1)	1.500 (38.1)	250	R4400, R6000, R6200
Fig. 54	PTL-35-423-PROP	B-423	Black on Silver	1.630 (41.4)	0.750 (19.1)	250	R4400, R6000, R6200
Fig. 29	PTL-37-423	B-423	White	1.900 (48.3)	3.000 (76.2)	100	R4400, R6000, R6200
Fig. 29	PTL-38-423	B-423	White	1.900 (48.3)	4.000 (101.6)	100	R4400, R6000, R6200
Fig. 29	PTL-2-423	B-423	White	2.000 (50.8)	0.250 (6.4)	100	R4400, R6000, R6200
Fig. 29	PTL-20-423	B-423	White	2.000 (50.8)	1.000 (25.4)	100	R4400, R6000, R6200
<b>B-430 Clear Polyester</b>							
Fig. 30	M61C-375-430 *	B-430	Clear	0.375 (9.53)	50 ft (15.24 m)	1 cont.	R4400, R6000, R6200,
Fig. 30	M61C-500-430 *	B-430	Clear	0.500 (12.7)	50 ft (15.24 m)	1 cont.	R4400, R6000, R6200,
Fig. 29	PTL-71-430	B-430	Clear	0.350 (8.89)	0.200 (5.1)	750	R4400, R6000, R6200
Fig. 34	PTL-39-430	B-430	Clear	0.375 (9.53)	0.600 (15.2)	750	R4400, R6000, R6200
Fig. 33	PTL-46-430	B-430	Clear	0.375 (9.53)	50 ft (15.24 m)	1 cont.	R4400, R6000, R6200
Fig. 53	PTL-6-430	B-430	Clear	0.500 (12.7)	0.275 (7)	750	R4400, R6000, R6200
Fig. 29	PTL-44-430	B-430	Clear	0.500 (12.7)	0.375 (9.5)	500	R4400, R6000, R6200
Fig. 29	PTL-7-430	B-430	Clear	0.500 (12.7)	0.500 (12.7)	500	R4400, R6000, R6200
Fig. 33	PTL-8-430	B-430	Clear	0.500 (12.7)	50 ft (15.24 m)	1 cont.	R4400, R6000, R6200
Fig. 29	PTL-16-430	B-430	Clear	1.000 (25.4)	0.375 (9.5)	500	R4400, R6000, R6200
Fig. 29	PTL-17-430	B-430	Clear	1.000 (25.4)	0.500 (12.7)	500	R4400, R6000, R6200
Fig. 33	PTL-42-430	B-430	Clear	1.000 (25.4)	50 ft (15.24 m)	1 cont.	R4400, R6000, R6200
Fig. 29	PTL-28-430	B-430	Clear	1.500 (38.1)	0.250 (6.4)	750	R4400, R6000, R6200
Fig. 29	PTL-45-430	B-430	Clear	1.500 (38.1)	0.375 (9.5)	500	R4400, R6000, R6200
Fig. 29	PTL-29-430	B-430	Clear	1.500 (38.1)	0.500 (12.7)	500	R4400, R6000, R6200
Fig. 33	PTL-43-430	B-430	Clear	1.900 (48.26)	50 ft (15.24 m)	1 cont.	R4400, R6000, R6200
<b>B-483 Ultra Aggressive Polyester</b>							
Fig. 33	PTL-101-483	B-483	White	0.250 (6.35)	50 ft (15.24 m)	1 cont.	R4400, R6000, R6200
Fig. 33	PTL-61-483	B-483	White	0.500 (12.7)	2.000 (50.8)	100	R4400, R6000, R6200
Fig. 33	PTL-8-483	B-483	White	0.500 (12.7)	50 ft (15.24 m)	1 cont.	R4400, R6000, R6200
Fig. 53	PTL-62-483	B-483	White	0.750 (19.05)	4.000 (101.6)	50	R4400, R6000, R6200
Fig. 53	PTL-63-483	B-483	White	0.750 (19.05)	8.000 (203.2)	50	R4400, R6000, R6200
Fig. 29	PTL-16-483	B-483	White	1.000 (25.4)	0.375 (9.5)	500	R4400, R6000, R6200
Fig. 29	PTL-17-483	B-483	White	1.000 (25.4)	0.500 (12.7)	500	R4400, R6000, R6200
Fig. 29	PTL-19-483	B-483	White	1.000 (25.4)	1.000 (25.4)	250	R4400, R6000, R6200
Fig. 33	PTL-42-483	B-483	White	1.000 (25.4)	50 ft (15.24 m)	1 cont.	R4400, R6000, R6200
Fig. 46	PTL-24-483-BK	B-483	White	1.130 (28.7)	0.500 (12.7)	500	R4400, R6000, R6200
Fig. 33	PTL-100-483	B-483	White	1.300 (33.02)	50 ft (15.24 m)	1 cont.	R4400, R6000, R6200
Fig. 29	PTL-65-483	B-483	White	1.375 (34.93)	1.000 (25.4)	250	R4400, R6000, R6200
Fig. 29	PTL-29-483	B-483	White	1.500 (38.1)	0.500 (12.7)	500	R4400, R6000, R6200
Fig. 29	PTL-30-483	B-483	White	1.500 (38.1)	0.750 (19.1)	250	R4400, R6000, R6200
Fig. 29	PTL-31-483	B-483	White	1.500 (38.1)	1.000 (25.4)	250	R4400, R6000, R6200
Fig. 29	PTL-32-483	B-483	White	1.500 (38.1)	1.500 (38.1)	250	R4400, R6000, R6200
Fig. 33	PTL-43-483	B-483	White	1.900 (48.26)	50 ft (15.24 m)	1 cont.	R4400, R6000, R6200
Fig. 29	PTL-20-483	B-483	White	2.000 (50.8)	1.000 (25.4)	100	R4400, R6000, R6200
Fig. 29	PTL-37-483	B-483	White	1.900 (48.3)	3.000 (76.2)	100	R4400, R6000, R6200
Fig. 72	PTL-37-483-WARNING	B-483	Black/Orange on White	1.900 (48.3)	3.000 (76.2)	100	R4400, R6000, R6200
Fig. 29	PTL-23-483	B-483	White	1.000 (25.4)	4.000 (101.6)	100	R4400, R6000, R6200
Fig. 29	PTL-38-483	B-483	White	1.900 (48.3)	4.000 (101.6)	100	R4400, R6000, R6200
Fig. 72	PTL-38-483-WARNING	B-483	Black/Orange on White	1.900 (48.3)	4.000 (101.6)	100	R4400, R6000, R6200

\* M61C parts are only compatible with the BMP61 and BMP71 printers; not compatible with the TLS2200 or PC Link printers.

# Circuit Board Materials

## Static Dissipative Materials (B-473, B-717, B-718, B-719)

Low profile polyimide and polyester materials that have static dissipative properties. Primarily used for printed circuit boards and electronic component labeling.

- **B-473 Electrostatic Dissipative Polyester** - White glossy polyester with a permanent static dissipative adhesive and liner.
- **B-717 Electrostatic Dissipative Polyimide** - High temperature white glossy polyimide material (2 mil) with a permanent static dissipative adhesive and liner for PCB identification.
- **B-718 Glossy Low Profile Electrostatic Dissipative Polyimide** - High temperature, low profile white glossy polyimide material (1 mil) with a permanent static dissipative adhesive and liner for PCB identification.
- **B-719 Matte Low Profile Electrostatic Dissipative Polyimide** - High temperature, low profile white matte polyimide material (1 mil) with a permanent static dissipative adhesive and liner.

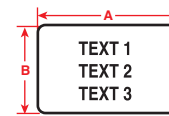


Figure 29

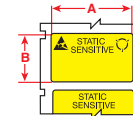


Figure 41

Diagram	Catalog #	B#	Color	Label Width A Inch (mm)	Label Height B Inch (mm)	Labels/Roll	Rec. Ribbon Series
<b>B-473 Glossy White Electrostatic Dissipative Polyester</b>							
Fig. 29	PTL-1-473	B-473	White	0.250 (6.35)	0.250 (6.4)	750	R6000, R6200
Fig. 29	PTL-5-473	B-473	White	0.500 (12.7)	0.200 (5.1)	750	R6000, R6200
Fig. 29	PTL-6-473	B-473	White	0.500 (12.7)	0.275 (7)	750	R6000, R6200
Fig. 29	PTL-9-473	B-473	White	0.650 (16.51)	0.200 (5.1)	750	R6000, R6200
Fig. 29	PTL-10-473	B-473	White	0.750 (19.05)	0.250 (6.4)	750	R6000, R6200
Fig. 29	PTL-16-473	B-473	White	1.000 (25.4)	0.375 (9.5)	500	R6000, R6200
Fig. 41	PTLSL-17-473	B-473	Black on Yellow	1.000 (25.4)	0.500 (12.7)	500	R6000, R6200
Fig. 29	PTL-17-473	B-473	White	1.000 (25.4)	0.500 (12.7)	500	R6000, R6200
Fig. 29	PTL-28-473	B-473	White	1.500 (38.1)	0.250 (6.4)	750	R6000, R6200
<b>B-717 Glossy White Static Dissipative Polyimide</b>							
Fig. 29	PTL-10-717	B-717	White	0.250 (6.35)	0.750 (19.1)	750	R6000
Fig. 29	PTL-3-717	B-717	White	0.375 (9.53)	0.375 (9.53)	500	R6000
Fig. 29	PTL-1-717	B-717	White	0.375 (9.53)	1.000 (25.4)	750	R6000
Fig. 29	PTL-9-717	B-717	White	0.650 (16.51)	0.200 (5.1)	750	R6000
Fig. 29	PTL-25-717	B-717	White	1.250 (31.75)	0.250 (6.4)	750	R6000
Fig. 29	PTL-27-717	B-717	White	1.500 (38.1)	0.125 (3.2)	750	R6000
Fig. 29	PTL-28-717	B-717	White	1.500 (38.1)	0.250 (6.4)	750	R6000
Fig. 29	PTL-14-717	B-717	White	2.000 (50.8)	0.187 (4.7)	750	R6000
Fig. 29	PTL-2-717	B-717	White	2.000 (50.8)	0.250 (6.35)	100	R6000
<b>B-718 Glossy White Low Profile Static Dissipative Polyimide</b>							
Fig. 29	PTL-14-718	B-718	White	0.187 (4.7)	3.000 (76.2)	750	R6000
Fig. 29	PTL-10-718	B-718	White	0.250 (6.35)	0.750 (19.1)	750	R6000
Fig. 29	PTL-3-718	B-718	White	0.375 (9.53)	0.375 (9.53)	500	R6000
Fig. 29	PTL-1-718	B-718	White	0.375 (9.53)	1.000 (25.4)	750	R6000
Fig. 29	PTL-16-718	B-718	White	0.375 (9.53)	1.000 (25.4)	500	R6000
Fig. 29	PTL-4-718	B-718	White	0.400 (10.2)	0.400 (10.2)	500	R6000
Fig. 29	PTL-6-718	B-718	White	0.500 (12.7)	0.275 (6.98)	750	R6000
Fig. 29	PTL-9-718	B-718	White	0.650 (16.51)	0.200 (5.1)	750	R6000
Fig. 29	PTL-13-718	B-718	White	0.900 (22.86)	0.250 (6.4)	750	R6000
Fig. 29	PTL-28-718	B-718	White	1.500 (38.1)	0.250 (6.4)	750	R6000
<b>B-719 Matte White Low Profile Static Dissipative Polyimide</b>							
Fig. 29	PTL-10-719	B-719	White	0.250 (6.35)	0.750 (19.1)	750	R6000, R4700
Fig. 29	PTL-16-719	B-719	White	0.375 (9.53)	1.000 (25.4)	500	R6000, R4700
Fig. 29	PTL-4-719	B-719	White	0.400 (10.2)	0.400 (10.2)	500	R6000, R4700
Fig. 29	PTL-6-719	B-719	White	0.500 (12.7)	0.275 (6.98)	750	R6000, R4700
Fig. 29	PTL-17-719	B-719	White	0.500 (12.7)	3.000 (76.2)	500	R6000, R4700
Fig. 29	PTL-9-719	B-719	White	0.650 (16.51)	0.200 (5.1)	750	R6000, R4700
Fig. 29	PTL-13-719	B-719	White	0.900 (22.86)	0.250 (6.4)	750	R6000, R4700
Fig. 29	PTL-28-719	B-719	White	1.500 (38.1)	0.250 (6.4)	750	R6000, R4700

# Circuit Board Materials

## High Temperature Polyimides (B-724, B-727)

Low profile polyimide and polyester materials that have static dissipative properties. Primarily used for printed circuit boards and electronic component labeling.

- **B-724 Polyimide Material** - Amber matte polyimide with permanent adhesive; can survive on the top or bottom side of PCBs through the solder process.
- **B-727 Glossy Polyimide Material** - White glossy polyimide with permanent adhesive; withstands wave solder environments for printed circuit board and electronic component preprocess labeling.

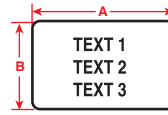


Figure 29



Diagram	Catalog #	B#	Color	Label Width A Inch (mm)	Label Height B Inch (mm)	Labels/Roll	Rec. Ribbon Series
<b>B-724 Matte Polyimide Material</b>							
Fig. 29	PTL-10-724	B-724	Amber	0.250 (6.35)	0.750 (19.1)	750	R4300
Fig. 29	PTL-3-724	B-724	Amber	0.375 (9.53)	0.375 (9.53)	500	R4300
Fig. 29	PTL-1-724	B-724	Amber	0.375 (9.53)	1.000 (25.4)	750	R4300
Fig. 29	PTL-16-724	B-724	Amber	0.375 (9.53)	1.000 (25.4)	500	R4300
Fig. 29	PTL-4-724	B-724	Amber	0.400 (10.2)	0.400 (10.2)	500	R4300
Fig. 29	PTL-6-724	B-724	Amber	0.500 (12.7)	0.275 (6.98)	750	R4300
Fig. 29	PTL-17-724	B-724	Amber	0.500 (12.7)	4.000 (101.6)	500	R4300
Fig. 29	PTL-9-724	B-724	Amber	0.650 (16.51)	0.200 (5.1)	750	R4300
Fig. 29	PTL-13-724	B-724	Amber	0.900 (22.86)	0.250 (6.4)	750	R4300
Fig. 29	PTL-25-724	B-724	Amber	1.250 (31.75)	0.250 (6.4)	750	R4300
Fig. 29	PTL-27-724	B-724	Amber	1.500 (38.1)	0.125 (3.2)	750	R4300
Fig. 29	PTL-28-724	B-724	Amber	1.500 (38.1)	0.250 (6.4)	750	R4300
Fig. 29	PTL-2-724	B-724	Amber	2.000 (50.8)	0.250 (6.35)	100	R4300
<b>B-727 Glossy Polyimide Material</b>							
Fig. 29	PTL-14-727	B-727	White	0.187 (4.7)	4.000 (101.6)	750	R6000
Fig. 29	PTL-10-727	B-727	White	0.250 (6.35)	0.750 (19.1)	750	R6000
Fig. 29	PTL-3-727	B-727	White	0.375 (9.53)	0.375 (9.53)	500	R6000
Fig. 29	PTL-1-727	B-727	White	0.375 (9.53)	1.000 (25.4)	750	R6000
Fig. 29	PTL-16-727	B-727	White	0.375 (9.53)	1.000 (25.4)	500	R6000
Fig. 29	PTL-4-727	B-727	White	0.400 (10.2)	0.400 (10.2)	500	R6000
Fig. 29	PTL-6-727	B-727	White	0.500 (12.7)	0.275 (6.98)	750	R6000
Fig. 29	PTL-9-727	B-727	White	0.650 (16.51)	0.200 (5.1)	750	R6000
Fig. 29	PTL-13-727	B-727	White	0.900 (22.86)	0.250 (6.4)	750	R6000
Fig. 29	PTL-28-727	B-727	White	1.500 (38.1)	0.250 (6.4)	750	R6000
Fig. 29	PTL-2-727	B-727	White	2.000 (50.8)	0.250 (6.35)	100	R6000

## Bulk Parts for High Volume Printing

Bulk label parts offer a cost-effective solution for high volume printing with the BMP®61 printer\*. Look for material catalog numbers that begin with "BM71-" or "BPTL".

\*Bulk label printing requires the media feeder and smart cell spool which are included in the bulk material packaging, and LabelMark™ Software.



# General ID Materials

## General ID Polyester (B-432, B-459, B-488, B-489)

- **B-432 Polyester Material** - High performance clear glossy polyester, better adherence for rough surface applications.
- **B-459 Polyester Material** - White matte polyester.
- **B-488 Polyester Material** - White matte polyester with an aggressive adhesive.
- **B-489 Polyester Material** - White matte polyester with an aggressive adhesive.

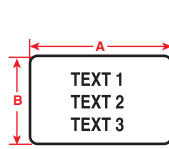


Figure 29



Figure 33



Diagram	Catalog #	B#	Color	Label Width A Inch (mm)	Label Height B Inch (mm)	Labels/Roll	Rec. Ribbon Series
<b>B-432 Clear Polyester</b>							
Fig. 33	PTL-101-432	B-432	Clear	0.250 (6.35)	50 ft (15.24 m)	1 cont.	R6000
Fig. 29	PTL-11-432	B-432	Clear	0.500 (12.7)	0.750 (19.1)	500	R6000
Fig. 33	PTL-8-432	B-432	Clear	0.500 (12.7)	50 ft (15.24 m)	1 cont.	R6000
Fig. 29	PTL-10-432	B-432	Clear	0.750 (19.05)	0.250 (6.4)	750	R6000
Fig. 29	PTL-17-432	B-432	Clear	1.000 (25.4)	0.500 (12.7)	500	R6000
Fig. 33	PTL-42-432	B-432	Clear	1.000 (25.4)	50 ft (15.24 m)	1 cont.	R6000
Fig. 33	PTL-43-432	B-432	Clear	1.900 (48.26)	50 ft (15.24 m)	1 cont.	R6000
<b>B-459 Permanent Polyester</b>							
Fig. 29	PTL-29-459	B-459	White	1.500 (38.1)	0.500 (12.7)	500	R4400, R6000
Fig. 29	PTL-30-459	B-459	White	1.500 (38.1)	0.750 (19.1)	250	R4400, R6000
Fig. 29	PTL-20-459	B-459	White	2.000 (50.8)	1.000 (25.4)	100	R4400, R6000
<b>B-488 Ultra Aggressive Polyester</b>							
Fig. 29	PTL-80-488	B-488	White	0.750 (19.05)	0.900 (22.9)	250	R4300, R6200
Fig. 29	PTL-97-488	B-488	White	0.900 (22.86)	0.900 (22.9)	250	R4300, R6200
Fig. 29	PTL-81-488	B-488	White	1.900 (48.26)	0.250 (6.4)	750	R4300, R6200
Fig. 29	PTL-78-488	B-488	White	1.900 (48.26)	1.000 (25.4)	250	R4300, R6200
<b>B-489 Ultra Aggressive Polyester</b>							
Fig. 33	PTL-101-489	B-489	White	0.250 (6.35)	50 ft (15.24 m)	1 cont.	R4300
Fig. 33	PTL-8-489	B-489	White	0.500 (12.7)	50 ft (15.24 m)	1 cont.	R4300
Fig. 29	PTL-16-489	B-489	White	1.000 (25.4)	0.375 (9.5)	500	R4300
Fig. 29	PTL-17-489	B-489	White	1.000 (25.4)	0.500 (12.7)	500	R4300
Fig. 29	PTL-19-489	B-489	White	1.000 (25.4)	1.000 (25.4)	250	R4300
Fig. 33	PTL-42-489	B-489	White	1.000 (25.4)	50 ft (15.24 m)	1 cont.	R4300
Fig. 33	PTL-100-489	B-489	White	1.300 (33.02)	50 ft (15.24 m)	1 cont.	R4300
Fig. 29	PTL-29-489	B-489	White	1.500 (38.1)	0.500 (12.7)	500	R4300
Fig. 29	PTL-30-489	B-489	White	1.500 (38.1)	0.750 (19.1)	250	R4300
Fig. 29	PTL-31-489	B-489	White	1.500 (38.1)	1.000 (25.4)	250	R4300
Fig. 29	PTL-32-489	B-489	White	1.500 (38.1)	1.500 (38.1)	250	R4300
Fig. 29	PTL-37-489	B-489	White	1.900 (48.26)	3.000 (76.2)	100	R4300
Fig. 29	PTL-38-489	B-489	White	1.900 (48.26)	4.000 (101.6)	100	R4300
Fig. 33	PTL-43-489	B-489	White	1.900 (48.26)	50 ft (15.24 m)	1 cont.	R4300
Fig. 29	PTL-20-489	B-489	White	2.000 (50.8)	1.000 (25.4)	100	R4300

## Paper Material (B-424)

- **B-424 Paper Material** - White paper material with matte finish. Good contrast and smear resistance for thermal barcode printing. Used for general purpose labeling applications.

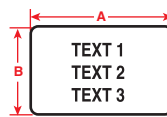


Figure 29

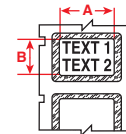


Figure 40



Diagram	Catalog #	B#	Color	Label Width A Inch (mm)	Label Height B Inch (mm)	Labels/Roll	Rec. Ribbon Series
<b>B-424 General Purpose Paper</b>							
Fig. 29	PTL-80-424	B-424	White	0.750 (19.05)	0.900 (22.9)	250	R4300
Fig. 40	PTPSL-17-424	B-424	White	1.000 (25.4)	0.500 (12.7)	500	R4300
Fig. 29	PTL-22-424	B-424	White	1.000 (25.4)	3.000 (76.2)	100	R4300
Fig. 29	PTL-37-424	B-424	White	1.900 (48.3)	3.000 (76.2)	100	R4300
Fig. 29	PTL-38-424	B-424	White	1.900 (48.3)	4.000 (101.6)	100	R4300
Fig. 29	PTL-20-424	B-424	White	2.000 (50.8)	1.000 (25.4)	100	R4300
Fig. 40	PTPSL-20-424	B-424	White	2.000 (50.8)	1.000 (25.4)	100	R4300

# General ID Materials

## General ID Vinyl (B-439)

- **B-439 Vinyl Material** - Colored vinyl material for thermal transfer printing. Ideal for rating plates, finished product identification, and general purpose labeling.

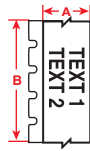


Figure 33



Diagram	Catalog #	B#	Color	Label Width A Inch (mm)	Label Height B Inch (mm)	Labels/Roll	Rec. Ribbon Series
<b>B-439 Permanent Vinyl</b>							
Fig. 33	PTL-8-439	B-439	White	0.500 (12.7)	50 ft (15.24 m)	1 cont.	R4400, R6000, R6200
Fig. 33	PTL-42-439	B-439	White	1.000 (25.4)	50 ft (15.24 m)	1 cont.	R4400, R6000, R6200
Fig. 33	PTL-43-439	B-439	White	1.900 (48.26)	50 ft (15.24 m)	1 cont.	R4400, R6000, R6200
Fig. 33	PTL-8-439-YL	B-439	Yellow	0.500 (12.7)	50 ft (15.24 m)	1 cont.	R4400, R6000, R6200
Fig. 33	PTL-42-439-YL	B-439	Yellow	1.000 (25.4)	50 ft (15.24 m)	1 cont.	R4400, R6000, R6200
Fig. 33	PTL-43-439-YL	B-439	Yellow	1.900 (48.26)	50 ft (15.24 m)	1 cont.	R4400, R6000, R6200
Fig. 33	PTL-8-439-RD	B-439	Red	0.500 (12.7)	50 ft (15.24 m)	1 cont.	R4400, R6000, R6200
Fig. 33	PTL-42-439-RD	B-439	Red	1.000 (25.4)	50 ft (15.24 m)	1 cont.	R4400, R6000, R6200
Fig. 33	PTL-43-439-RD	B-439	Red	1.900 (48.26)	50 ft (15.24 m)	1 cont.	R4400, R6000, R6200
Fig. 33	PTL-8-439-OR	B-439	Orange	0.500 (12.7)	50 ft (15.24 m)	1 cont.	R4400, R6000, R6200
Fig. 33	PTL-42-439-OR	B-439	Orange	1.000 (25.4)	50 ft (15.24 m)	1 cont.	R4400, R6000, R6200
Fig. 33	PTL-43-439-OR	B-439	Orange	1.900 (48.26)	50 ft (15.24 m)	1 cont.	R4400, R6000, R6200
Fig. 33	PTL-8-439-BL	B-439	Blue	0.500 (12.7)	50 ft (15.24 m)	1 cont.	R4400, R6000, R6200
Fig. 33	PTL-42-439-BL	B-439	Blue	1.000 (25.4)	50 ft (15.24 m)	1 cont.	R4400, R6000, R6200
Fig. 33	PTL-43-439-BL	B-439	Blue	1.900 (48.26)	50 ft (15.24 m)	1 cont.	R4400, R6000, R6200
Fig. 33	PTL-8-439-GR	B-439	Green	0.500 (12.7)	50 ft (15.24 m)	1 cont.	R4400, R6000, R6200
Fig. 33	PTL-42-439-GR	B-439	Green	1.000 (25.4)	50 ft (15.24 m)	1 cont.	R4400, R6000, R6200
Fig. 33	PTL-43-439-GR	B-439	Green	1.900 (48.26)	50 ft (15.24 m)	1 cont.	R4400, R6000, R6200
Fig. 33	PTL-8-439-BK	B-439	Black	0.500 (12.7)	50 ft (15.24 m)	1 cont.	R4400, R6000, R6200
Fig. 33	PTL-42-439-BK	B-439	Black	1.000 (25.4)	50 ft (15.24 m)	1 cont.	R4400, R6000, R6200
Fig. 33	PTL-43-439-BK	B-439	Black	1.900 (48.26)	50 ft (15.24 m)	1 cont.	R4400, R6000, R6200

## Tamper-Indicating Material (B-351, B-7546, B-7576)

- **B-351 Destructible Vinyl** - Destructible vinyl material prohibits one piece removal of label to indicate if the label has been tampered with.
- **B-7546 VOID Footprint Polyester** - Glossy white polyester leaves a “VOID” footprint when the label is removed to prevent it from being reused.
- **B-7576 Metalized VOID Polyester** - Matte white polyester leaves a “VOID” footprint when the label is removed. A “VOID” pattern will appear on the top surface of the label to prevent reuse.

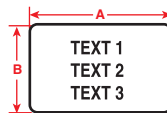


Figure 29



Diagram	Catalog #	B#	Color	Label Width A Inch (mm)	Label Height B Inch (mm)	Labels/Roll	Rec. Ribbon Series
<b>B-351 Destructible Vinyl</b>							
Fig. 29	PTL-17-351	B-351	White	1.000 (25.4)	0.500 (12.7)	500	R6200
Fig. 29	PTL-20-351	B-351	White	1.000 (25.4)	2.000 (50.8)	100	R6200
Fig. 29	PTL-31-351	B-351	White	1.500 (38.1)	1.000 (25.4)	250	R6200
Fig. 29	PTL-37-351	B-351	White	1.900 (48.3)	3.000 (76.2)	100	R6200
<b>B-7546 VOID Footprint Polyester</b>							
Fig. 29	PTL-17-7546	B-7546	White	1.000 (25.4)	0.500 (12.7)	500	R6000
Fig. 29	PTL-31-7546	B-7546	White	1.500 (38.1)	1.000 (25.4)	250	R6000
Fig. 29	PTL-20-7546	B-7546	White	2.000 (50.8)	1.000 (25.4)	100	R6000
<b>B-7576 Metalized VOID Polyester</b>							
Fig. 29	PTL-20-7576	B-7576	Silver	1.000 (25.4)	2.000 (50.8)	100	R4400, R6000
Fig. 29	PTL-31-7576	B-7576	Silver	1.500 (38.1)	1.000 (25.4)	250	R4400, R6000
Fig. 29	PTL-37-7576	B-7576	Silver	1.900 (48.3)	3.000 (76.2)	100	R4400, R6000

# BMP®61 Print Ribbons



## BMP®61 Print Ribbons

Print ribbons for the BMP61 are supplied in cartridge form and easily fit into the side of the printer and do not unravel or roll away when outside the printer.

Using the correct material and ribbon pair is critical in creating durable, long-lasting and smear-proof print. Use our Ribbon Compatibility Guide on the next page to help determine which ribbon is best suited for your material.

*Ribbons listed below are for use in the BMP61 Printer ONLY.*

Material	Color	Description	Ribbon Size
<b>Black Ribbons</b>			
M61-R4310	Black	R4300 Series Ribbon	2" x 75' (50.8 mm x 22.85 m)
M61-R6010	Black	R6000 Series Ribbon	2" x 75' (50.8 mm x 22.85 m)
M61-R6210	Black	R6200 Series Ribbon	2" x 75' (50.8 mm x 22.85 m)
M61-R6410	Black	R6410 Series Ribbon	2" x 75' (50.8 mm x 22.85 m)
M61-R6610	Black	R6600 Series Ribbon	2" x 75' (50.8 mm x 22.85 m)
<b>Colored Ribbons</b>			
M61-R4410-WT	White	R4400 Series Ribbon	2" x 75' (50.8 mm x 22.85 m)
M61-R6710-WT	White	R6710 Series Ribbon	2" x 75' (50.8 mm x 22.85 m)
M61-R6810-WT	White	R6800 Series Ribbon	2" x 75' (50.8 mm x 22.85 m)
M61-R4410-RD	Red	R4400 Series Ribbon	2" x 75' (50.8 mm x 22.85 m)
M61-R4410-BL	Blue	R4400 Series Ribbon	2" x 75' (50.8 mm x 22.85 m)



## How Many Labels Print Per Ribbon?

Have you ever wondered approx. how many labels you can print from one BMP61 ribbon? Try this formula:

*(Note: Our standard BMP61 ribbons are 900 in (75 ft) long.)*

**Step 1:** label height + 0.10 = X

**Step 2:** 900 inches ÷ X = total labels per ribbon

**Example:** Part Number PLT-19-422 is 1.0" tall

1.0 inch label height + 0.10 = 1.10

900 inches ÷ 1.10 = **818 labels per ribbon**





# BMP®61 Print Ribbons Compatibility

Using the correct material and ribbon pair is critical in creating durable, long-lasting and smear-proof print. Use the following guide to determine which BMP61 ribbon part is best suited for the label material you are using.

B-# Material		M61-R4310 (Black)	M61-R6010 (Black)	M61-R6210 (Black)	M61-R6410 (Black)	M61-R6610 (Black)	M61-R4410-WT (White)	M61-R6710-WT (White)	M61-R6810-WT (White)	M61-R4410-RD (Red)	M61-R4410-BL (Blue)
B-109	Polyethylene Tag	●		●							
B-145	Polyethylene		●								
B-145FR	Polyethylene		●	▲							
B-321	Polyolefin			●							
B-342	PermaSleeve® Polyolefin	●				●		▲			
B-344	PermaSleeve® Polyolefin		●			●		▲			
B-345	PermaSleeve® High Temp		●			●					
B-351	Destructible Vinyl		●	●			▲		▲		
B-352, B-362	Destructible Vinyl		●								
B-390	DuraSleeve® Polypropylene		●	▲		●					
B-412	Polypropylene Tag	●		●							
B-422, B-423	Polyester		●				●			▲	▲
B-424	Paper	●									
B-425	Polypropylene	●		●							
B-427	Self-laminating Vinyl	●									
B-428	Polyester	●									
B-430	Polyester		●	●			▲			▲	▲
B-432	Polyester		●				●			▲	▲
B-435, B-459	Polyester		●							▲	▲
B-437	Self-Extinguishing Tedlar®	●		●							
B-439	Vinyl		●				●			▲	▲
B-461	Self-laminating Polyester	●		●							
B-473, B-483	Polyester		●								
B-486, B-488, B-489	Polyester	●									
B-490	FreezerBondz™ Polyester	●									
B-498	Vinyl Cloth	●	▲	▲		●					
B-499	Nylon Cloth	●		●							
B-593	Polyester - GPREP		●				●			▲	▲
B-642	Self-Extinguishing Tedlar®	●		●							
B-717, B-718, B-719, B-727	Polyimide		●								
B-724	Polyimide	●									
B-7351	Void Print Vinyl		●								
B-7546	Void Print Polyester		●								
B-7551-CL	Polyester			●							
B-7576	Void Print Polyester		●								
B-7593	Polyethylene - EPREP		●				●			▲	
B-7597	Polyethylene	●									
B-7599-YL	Polyethylene Tag			●							
B-7643	Thermoplastic Polyether Polyurethane		●								
B-7696	Vinyl Tag		●	●							
B-8425	Polypropylene		●								

View [BradyID.com/techdata](http://BradyID.com/techdata) for TDS sheets on ribbon performance specifications.

Note: Colored ribbon choice dependent upon material color.

- Recommended ribbon for use with respective material
- ▲ Acceptable ribbon for use with respective material

# BMP®61 Printer, Accessories and Software

## Printer Catalog Numbers

Catalog Number	Description
BMP61-W	BMP61 Label Printer* with WiFi
BMP61	BMP61 Label Printer*
Printer Accessories	
BMP-HC-1	Hardcase Accessory
BMP-STRAP-1	Carrying Strap
BMP-MAGNET-1	Magnet Accessory
BMP41-AC	AC Adapter / Battery Charger
BMP41-QC	External Battery Quick Charger
BMP41-BATT	Rechargeable NiMH Battery
BMP61-BATCOV	Battery Cover
BMP61-W-BATCOV	Battery Cover for WiFi Printer
BMP61-CUTTER	Cutter Accessory
PCK-5	Cleaning Kit 5-Pack

\* Printer ships with AC adapter/battery charger, NiMH rechargeable battery, USB cord, utility strap, hardcase, PTL-19-423 label material, M61-R6010 ribbon, Quick Start Guide and Driver Disks.



## Brady Workstation Apps Desktop software for your BMP®61 printer

Brady has revolutionized its label creation software by now offering apps specific to your projects.

Once the free Brady Workstation is installed on your PC, you can then download a variety of free or paid labeling apps including Custom Label Designer App, Text Label App and more. **No print drivers needed!**

### Free 30 Day Trial!

1. Download Brady Workstation at [workstation.bradyyid.com](http://workstation.bradyyid.com)
2. Fill your workstation with individual apps or an entire suite.
3. Save time by quickly designing labels and printing to your printer. **No print drivers needed!**



### Recommended: Wire Identification Suite 12 Apps Designed For Wire & Cable Marking Applications

For creating wire and cable labels, the Wire Identification Suite includes the right mix of Brady Workstation apps. It allows you to easily create single line labels, labels with wrapping text, and the serialization and importing of data without having to worry about alignment. If you are labeling or wrapping wires and cables, this is the suite for you!

*Apps included: Advanced Import, Advanced Sequence, Batch Print, Excel Import, Flip Flop, Manage Files, Print Partner, Sequence, Template Editor, Text Labels, Label Settings.*

For more information on all apps, visit [workstation.bradyyid.com](http://workstation.bradyyid.com)

## Brady Mobile Apps: For Printing On-The-Go

We understand that you don't always have your PC with you to design labels. That's why we also offer two Brady Workstation Mobile Apps to enable you to quickly design labels on any iOS device, Android smartphone or Windows tablet and print those labels with your BMP®61 printer (WIFI model required).



- **Brady Workstation Mobile Text Labels** enables you to design professional text-only labels on the spot with your mobile device.



- **Brady Workstation Mobile Print Partner** enables you to complete pre-defined fields with your mobile device using protected company label templates. Use Brady Workstation on a computer to create your own template and then open the template on your mobile device within the Brady Workstation Mobile Print Partner app from either a local disk (SD-card) or a cloud location, like Google Drive.



# BMP®61 Printer Specifications

Printer:	
Printer Name	BMP®61 Label Printer
Print Resolution	Thermal transfer, 300 dpi
Max Lines of Print	25
Print Speed	1.33"/sec (33.8mm/sec)
Keyboard Type*	QWERTY, AZERTY, QWERTZ, CYRILLIC
Dimensions:	12.93" L x 4.22" W x 4.19" H (328.5 x 107.2 x 106.5 mm)
Weight	3.212 lbs (equipped with supplied media & ribbon)
Warranty	2 Year
Overmold/Rugged	Yes
Operating Temp	40° to 120° F (5° to 49° C)
Humidity	10% to 90% (non-condensing)
Storage Temp	-24° to 140° F (-30° to 60° C)
Continuous or Die Cut Labels	Continuous and die cut
Portability	Yes, via grip or strap
Features:	
Memory	512 MB RAM / 256 MB Flash
User Profiles	No
Cutter Type	Manual
Cut Options	Cut between labels or at end of print job
Label Retention After Cut	No, dispensed upright
Labels Per Day (Average)	750
Battery Life Indicator	Yes
Label Odometer (Supply Remaining)	Yes
Wearability Options	Yes, via strap
Drop Test	Drop Tested to spec MIL-STD-810G: Four foot drop
Languages*	22: Bulgarian, Croatian, Czech, Danish, Dutch, English, Estonian, Finnish, French, German, Hungarian, Italian, Norwegian, Polish, Portuguese, Romanian, Russian, Slovak, Slovenian, Spanish, Swedish, Turkish
Power:	
Power Supply	Rechargeable NiMH battery, AC Power/battery charger
Battery Included	Yes
Battery Life	1000 labels
Rechargeable Battery	Yes NiMH (1200mAh)
Re-Charge Time (estimated)	4 hours
Charging Options	Internal or External with quick charger
Power Source Voltage	110-240
Auto Shut Off	User configurable 5-30 minutes
Print Functions:	
Wire and Cable Wrap Mode	Yes
Cable Flag Mode	Yes
Terminal Block Mode	Yes
Patch Panel Mode	Yes
Circuit Breaker Mode	Yes
Banner (Landscape)	Yes
Banner (Portrait)	Yes
Print Preview	Yes
Multi-Label View	No
Serialization	Yes, multiple and linked
Barcoding	39 & 128
Date/Time Stamp (Real Time Clock)	Yes
History	Yes, last 10 print jobs
Fixed Length	Yes
Mirror Print	Yes
Vertical Print	Yes
Reverse Print	Yes
Rotate Print	Yes
Auto Format	Yes

Print Functions: (continued)	
Text Justification	Horizontal: left, center or right Vertical: top, middle, bottom
List Function	Yes
Graphic Download	Yes
Multi-Copy Printing	Up to 999 Copies
Multi-Line Print	Yes
Frame Feature	Yes
Save Files	Yes
Display:	
LCD Type / Size	Custom LCD, Color, 2.8" QVGA
LCD Resolution	320 x 240 pixels
LCD Characters	Font Size Dependent
LCD Backlight	Yes
Communication and Interface:	
Connectivity:	USB 2.0, USB Flash drive, Wi-Fi*
PC Connectivity	USB/WiFi (factory installed)
Import Data	Yes, via USB Flash drive
Software Compatibility	Labelmark® Software version 6.0 or higher, Brady Workstation Apps, Brady Mobile Apps
Media:	
Type	Ribbon and Tape separate, also bulk rolls
Load Labels Location	Top
Label Output Location	Top
Compatible Media	BPTL, BPTDS, BPSPT, BPTLTB, PTL, PSHT, PTLEP, PTS, PTLFP, PSPT, PTPSL, PSFR, PTIPS, PTLSL, BM71, M61, M61C, BM61C, Custom available
Memory in Cartridge	Yes
Maximum Print Width	1.92" (48.76 mm)
Maximum Print Length	40.00" (1016 mm)
Maximum Liner Width	2.25" (57 mm) with liner
Media Widths	Various sizes from 0.235" to 2.00" (6.4mm to 50.8mm)
Minimum Media Width	0.235" (6.4mm)
Minimum Label Height	0.236" (5.99mm)
Liner Width	0.812", 1.062", 1.312", 1.562", 1.812", 2.250"
Included Media	M61-R6010, PTL-19-423 (1.0" x 1.0"/25.4mm x 25.4mm)
Number of Stock Parts*	600+
Color Print Capability	Single print color on a label
Available Media Colors	Media: White, Yellow, Gray, Green, Orange, Red, Clear, Silver, Blue, Brown, Purple, Clear Ribbon: Black, White, Blue and Red
Ribbons	Compatible ribbons begin with M61-Rxxx
Cartridge Width Detection	Yes
Cartridge Setting Detection	Yes
Custom Labels Available	Yes
Compliance:	
Agency Approvals*	FCC Class A, UL-BMP61 WLAN 1EEE 802.11 b/g/n-BMP61-W
Trade	Harmonization Code: (HTS Schedule A or B) /844.39.9000, Country of Origin: Malaysia (printer), ECCN: EAR99
MSDS	For battery MSDS visit <a href="http://www.BradyID.com">www.BradyID.com</a>
Fonts, Graphics, Symbols:	
Font	Points or Millimeters
Text Sizes	4-174pt + autosing
Number of Fonts	(2) Brady Alpine, Brady Fixed Width
Number of Symbols	450
Special Characters	Depends upon Regional Keypad, see manual
Symbols	Arrows, Datacomm, Electrical, Exit, Fire Safety, First Aid, CLP/GHS, HSID, Greek, Home Electrical, International, Laboratory, Mandatory, Packaging, Miscellaneous, Personal Protective Equipment, Prohibition, Public Info, Safety, Warning, WHMIS

\*Available in select countries. Specifications subject to change without notice.



Y4570779 MS4570779

© 2017 Brady Worldwide Inc. ALL RIGHTS RESERVED

USA  
Customer Service: 1-888-272-3946  
Inside Sales: 1-888-311-0775  
BradyID.com

Canada  
Customer Service: 1-800-263-6179  
BradyCanada.ca

Mexico  
Customer Service: 1-800-262-7777  
Inside Sales: 1-800-262-7777 ext 177  
BradyLatinAmerica.com

 **BRADY**<sup>®</sup>  
WHEN PERFORMANCE MATTERS MOST™