

# Visualization

FactoryTalk View ME and  
PanelView Plus Programming



## Course Number

CCV204-A

## Course Purpose

After completing this course, given a computer with FactoryTalk® View Machine Edition (ME) software and a PanelView™ Plus 7 terminal, you should be able to produce an operational application running on the terminal.

During class, you will practice the following hands-on skills:

- Prepare a PanelView Plus 7 terminal for operation
- Create a new application and run it on a terminal
- Create, configure, and animate graphic objects on graphic displays
- Configure security for granting/restricting access to certain graphic displays or for rights to perform certain actions
- Create and configure messages and alarms for alerting operators to changes in a process

## COURSE AGENDA

### DAY 1

- Configuring a PanelView Plus 7 Terminal
- Creating and Customizing a FactoryTalk View ME Application
- Configuring RSLinx® Enterprise Communications
- Configuring FactoryTalk Security
- Creating and Modifying Tags
- Adding and Configuring FactoryTalk View ME Graphic Displays

### DAY 2

- Creating and Manipulating Graphic Objects
- Creating and Configuring Interactive Controls
- Configuring Security for FactoryTalk View ME Displays
- Creating and Managing FactoryTalk View ME Runtime Files
- Configuring Basic Animation for FactoryTalk View ME Objects

### DAY 3

- Creating and Configuring Alarms
- Creating and Configuring Macros
- Configuring Recipes with the RecipePlus System
- Configuring Language Switching
- Creating Data Logs and Trends

### DAY 4

- Creating Tag Placeholders and Parameter Files
- Creating and Configuring Information Messages
- Adding Global Objects to a FactoryTalk View ME Application
- Inserting Faceplates in a FactoryTalk View ME Application

## WHO SHOULD ATTEND

Individuals who need to create FactoryTalk ME applications for use on a PanelView Plus terminal should attend this course.

## PREREQUISITES

To successfully complete this course, the following prerequisites are required:

Completion of the *Studio 5000 Logix Designer Level 1: ControlLogix System Fundamentals* (Course Number CCP146) or basic experience with ControlLogix® tags and architecture.

## STUDENT MATERIALS

To enhance and facilitate the students' learning experiences, the following materials are provided as part of the course package:

- Student Manual
  - Includes the key concepts, definitions, examples, and activities presented in this course
- Lab Book
  - Provides learning activities and hands-on practice. Solutions are included after each exercise for immediate feedback
- FactoryTalk View ME and PanelView Plus Procedures Guide:
  - Provides the steps required to complete the tasks in the exercises

## HANDS-ON PRACTICE

Throughout this course, you will have the opportunity to practice the skills you have learned through a variety of hands-on exercises using a CompactLogix™ and PanelView Plus 7 workstation (Catalog Number ABT-TDCMPX-PVP7). Exercises focus on the skills introduced in each lesson.

## NEXT LEARNING LEVEL

The skills covered in this course can help you prepare for other visualization training courses. One such course is *FactoryTalk View SE Programming* (Course Number CCV207), which focuses on creating distributed, plant-wide applications.

## COURSE LENGTH





This is a four-day course.

## TO REGISTER

To register for this or any other Rockwell Automation training course, contact your local authorized Allen-Bradley® Distributor or your local Sales/Support office for a complete listing of courses, descriptions, prices, and schedules.

You can also access course information via the Web at <http://www.rockwellautomation.com/training>

To be respectful of the environment, Rockwell Automation is transitioning some of its training courses to a paperless format. Students are asked to complete downloads and bring personal devices to these classes. A full list of digital/paperless courses is currently available through your local distributor.

Connect with us.    

**rockwellautomation.com** — expanding **human possibility™**

AMERICAS: Rockwell Automation, 1201 South Second Street, Milwaukee, WI 53204-2496 USA, Tel: (1) 414.382.2000, Fax: (1) 414.382.4444

EUROPE/MIDDLE EAST/AFRICA: Rockwell Automation NV, Pegasus Park, De Kleetlaan 12a, 1831 Diegem, Belgium, Tel: (32) 2 663 0600, Fax: (32) 2 663 0640

ASIA PACIFIC: Rockwell Automation, Level 14, Core F, Cyberport 3, 100 Cyberport Road, Hong Kong, Tel: (852) 2887 4788, Fax: (852) 2508 1846

Allen-Bradley, CompactLogix, ControlLogix, FactoryTalk, PanelView and RSLinx are trademarks of Rockwell Automation, Inc.  
Trademarks not belonging to Rockwell Automation are property of their respective companies.

Publication GMST-PP718E-EN-P – January 2020 | Supersedes Publication GMST-PP718D-EN-P – December 2018

Copyright © 2020 Rockwell Automation, Inc. All Rights Reserved. Printed in USA.